



City of
Golden

2005 Citizen Survey Report of Results

Surveys completed: November - December 2005

Report Date: January 2006

Contents

- ◆ Report Digest
 - Background and Purpose
 - Methodology
 - Reporting
 - Key Findings

- ◆ Question Review
 - Survey Instrument
 - 2005 Findings (Question 1-7)
 - 2004 and 2005 Comparisons (Question 1 – 7 when applicable)
 - 2004 and 2005 Statistically Significant Differences (Question 1 – 7 when applicable)

- ◆ Verbatim Citizen Responses
 - Question 6e
 - Question 8
 - Reports of Excellence

- ◆ Raw Data Counts and Frequencies, Cross Tabulations and Demographics



City of
Golden

REPORT DIGEST



BACKGROUND AND PURPOSE

The City of Golden has contracted with Customer Connections & Innovations, Inc. (CCI) to conduct a citizen survey to obtain citizen input on the City of Golden and City Government. The survey has given Golden citizens the opportunity to provide input to the City on what is working well, what is not working well and to communicate priorities for community planning and resource allocation.

METHODOLOGY

CCI conducted the surveys by telephone to a representative sample of 380 Golden citizens. At the 95% confidence level, a 380 sample size yields a +/- 5 confidence interval. The surveys were conducted in November and December 2005. The response rate was 41%.

REPORTING

Report Format

The report is broken into four main sections:

- ◆ Report Digest. The Report Digest section includes the Background and Purpose, Methodology, Reporting and Key Findings.
- ◆ Question Review. The Question Review section provides results in varying formats (including charts and graphs) to the survey questions. The section follows the survey instrument. 2005 findings are provided for each question, 2004 vs. 2005 comparisons are provided for all applicable questions, statistically significant differences between 2004 and 2005 are provided for all applicable questions and Citizen Satisfaction Index (CSI) ratings are provided for Question 1 and Question 3.
- ◆ Verbatim Citizen Responses. The Verbatim Citizen Response section includes citizen responses to open-ended questions, “other” responses to questions and the Reports of Excellence section.

- ◆ Raw Data Sheet, Demographics and Cross Tabulations. This section includes a Raw Data Sheet with counts and frequencies of the survey responses, cross tabulations and a graph of demographic information.

Calculations and Statistical Tests

Citizen Satisfaction Index (CSI) numbers have been generated for Question 1 and Question 3. The CSI number can serve as a guide in gauging performance, and when studied over time provides an essential benchmark for tracking performance levels. CSI numbers are the mean ratings for each question.

CCI has determined statistically significant differences between common questions in 2004 and 2005 and between different demographic groups. CCI used a Z-test methodology to determine statistically significant differences.

KEY FINDINGS

Overall Direction and Golden City Government

- ◆ Golden citizens are generally satisfied with the overall direction the City is taking. Eighty-four percent of the citizens surveyed somewhat or strongly agreed with the statement that “I am pleased with the overall direction the City is taking” (Question 1a). This represents an eight percent increase from last year’s survey. Compared to last year, significantly fewer respondents said that they somewhat disagree with the statement “I am pleased with the overall direction the City is taking”.
- ◆ A significantly higher percentage of respondents who have lived in Golden for five years or less strongly agreed with the statement “I am pleased with the overall direction the City is taking”, while a significantly higher percentage of respondents who are 65 years or older or have lived in Golden for more than 20 years strongly disagreed with the statement.
- ◆ Compared to last year, a significantly larger percentage of respondents said they strongly agreed with the statement that “Adequate measures are being taken by the City Government to protect the economic health of Golden” (Question 1d).
- ◆ The opposite ends of the time-lived spectrum have different opinions on the adequacy of the City's efforts to protect Golden's economic health. A significantly higher percentage of respondents that have lived in Golden for five years or less said they strongly agree that the City's measures are adequate. A significantly higher percentage of respondents that have lived in Golden for more than 20 years said they somewhat or strongly disagreed that the City's measures are adequate.

Effort Devoted to Key Issues

- ◆ Citizens were asked to rate the amount of effort the City devotes to the following issues: Acquiring more open space (Question 2a), Historic preservation (Question 2b), Opposing the northwest corridor (Question 2c), Opposing the supertower (Question 2d) and Rejuvenating/promoting downtown (Question 2e). Over 50% of respondents answered “About right” to each issue. The two issues with the most respondents answering “About right” (71%) are Historic preservation and Rejuvenating/ promoting downtown. The issue with the least amount of respondents answering “About right” (53%) is Opposing the northwest corridor.
- ◆ Compared to last year, there were significant increases in the percentages of respondents stating that the City of Golden devotes about the right amount of effort to Acquiring more open space, Opposing the northwest corridor beltway, and Rejuvenating and promoting Golden’s downtown.
- ◆ A significantly higher percentage of men said that far too much or somewhat too much effort is devoted to opposing the northwest Corridor and the supertower. A significantly higher percentage of women said that about the right amount of effort is devoted to opposing these two things.

Contact with City Employees

- ◆ About half of respondents (48%) stated that they had contact with a City of Golden employee during the last twelve months.
- ◆ If a citizen had contact with a City of Golden employee, they were asked to rate Their knowledge of your issue (Question 3a), Their responsiveness to your concern or issue (Question 3b), Their willingness to help or understand (Question 3c), and Your overall impression (Question 3d). For all questions, over 65% of respondents answered either “Excellent” or “Very Good”.
- ◆ Compared to last year, significantly fewer respondents answered “Fair” to “Their knowledge of your issue”.
- ◆ Compared to last year, significantly fewer respondents answered “Fair” or “Poor” to “Their responsiveness to your concern or issue”.
- ◆ Compared to last year, significantly fewer respondents answered “Poor” to “Your overall impression”.

Law Enforcement

- ◆ Citizens were asked to rate the level of law enforcement for Animal Control (Question 4a), Building or zoning (Question 4b), Code violations (Question 4c) and Traffic enforcement (Question 4d). A majority of the respondents who have opinions on the law enforcement issues included in the survey believe that the level of enforcement is about right.
- ◆ Compared to last year, significantly fewer respondents answered “Far too lenient” to Animal control.
- ◆ Compared to last year, significantly more respondents answered “About right” to Building or zoning and significantly fewer respondents answered “Far too lenient”.
- ◆ Compared to last year, significantly fewer respondents answered “Somewhat too lenient” and “Far too lenient” to Code violations.
- ◆ Compared to last year, significantly more respondents answered “Somewhat too tough” to Traffic enforcement and significantly fewer respondents answered “Far too lenient”.

Growth Control

- ◆ Seventy-two percent of respondents were aware that the City of Golden limits residential growth to no more than 1% a year (Question 5).
- ◆ A significantly higher percentage of respondents in the two youngest age groups said that they were not aware that the City limits growth to 1% during a year. A significantly higher percentage of respondents that have lived in Golden for five years or less said the same. A significantly higher percentage of respondents that have lived in Golden for more than 20 years said they were aware of the growth limit.
- ◆ Nearly two-thirds of respondents (63%) said that they believe growth in the City is being adequately controlled (Question 6). The most common reason people cited for believing growth is not being adequately controlled, is that the City isn’t enforcing the 1% limit.
- ◆ A significantly higher percentage of respondents in the 25-34 year age group said growth is being adequately controlled. A significantly higher percentage of respondents that have lived in Golden for more than 20 years said growth is not being adequately controlled.

Information Venues

- ◆ According to the survey data, the most often used sources to obtain information about Golden are the *Golden Informer* and Word of mouth. Over 60% of respondents stated that they “Often” use these venues to obtain information about Golden.
- ◆ Online community newsgroups and the www.ingolden.com Web site are the least used sources to obtain information about Golden. More than three-quarters of respondents said that they never use them.
- ◆ Compared to last year, significantly larger percentages of respondents said they often consult the *Golden Informer*, the *Golden Transcript*, the *Voice of Golden* and Word of mouth for information about the City.
- ◆ There are some apparent age-based differences in the use of information venues. A significantly higher percentage of respondents in the two youngest age groups said they never use the *Voice of Golden* (Question 7g). A significantly higher percentage of respondents 65 years or older said they often use the *Voice of Golden*.
- ◆ A significantly higher percentage of respondents 65 years or older said they never use the www.cityofgolden.net Web site (Question 7h). A significantly higher percentage of respondents in the 25-34 year age group said they often use the Web site.
- ◆ A significantly higher percentage of respondents 55-64 and 65 years or older said they never use the www.ingolden.com Web site (Question 7i).



City of
Golden

QUESTION REVIEW

City of Golden
2005 Citizen Survey

1. I am going to read four statements to you about the City of Golden. I would like you to tell me whether you Strongly agree, Somewhat agree, Somewhat disagree or Strongly disagree with each statement.
 - a. I am pleased with the overall direction the City is taking
 - b. Golden City Government welcomes my input
 - c. Golden City Government is responsive to my concerns
 - d. Adequate measures are being taken by the City Government to protect the economic health of Golden

2. I'd like you to tell me whether the City of Golden devotes far too much, somewhat too much, about the right amount, somewhat too little or far too little effort on each issue.
 - a. Acquiring more open space
 - b. Historic preservation
 - c. Opposing the northwest corridor beltway through Golden
 - d. Opposing the supertower on Lookout Mountain
 - e. Rejuvenating and promoting Golden's downtown

3. During the last 12 months, have you had any contact with a City of Golden employee?

[IF YES] Based on your most recent contact, I would like you to rate your impression of the employees of the City in a few different areas. Please tell me if your impression was Excellent, Very Good, Good, Fair or Poor.

 - a. Their knowledge of your issue
 - b. Their responsiveness to your concern or issue
 - c. Their willingness to help or understand
 - d. Your overall impression

4. Please tell me how you feel about the level of law enforcement in Golden for each of the following. Would you say enforcement is Far too tough, Somewhat too tough, About right, Somewhat too lenient, Far too lenient.
 - a. Animal control
 - b. Building or zoning
 - c. Code violations [WEEDS, JUNK CARS, ETC...]
 - d. Traffic enforcement

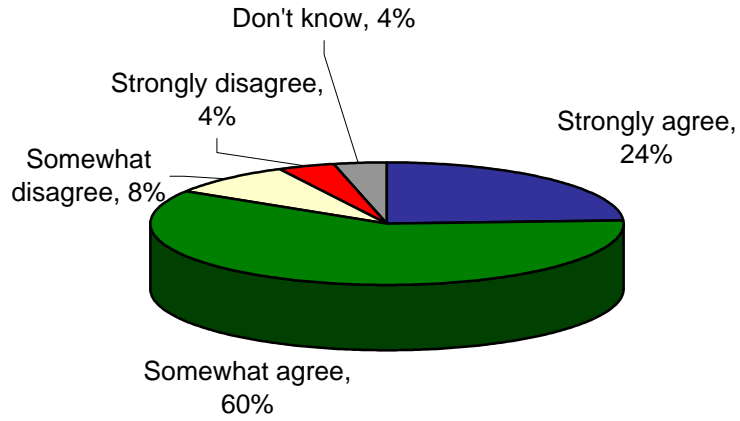
5. Are you aware that the City of Golden limits residential growth to no more than 1% a year?

6. With this in mind, do you believe growth in the City limits is being adequately controlled?
- [IF NO] Why do you believe growth in the City limits is not being adequately controlled [DO NOT READ OPTIONS]?
- BUSINESS GROWTH
 - DENVER METRO GROWTH
 - DON'T BELIEVE CITY IS ENFORCING 1%
 - TRAFFIC VOLUMES
 - OTHER (SPECIFY)
7. How often do you use each of the following local information venues to obtain information about Golden? (Never, Sometimes, Often)
- Golden MyHub
 - Local access cable channel 8
 - Online community newsgroups [HOTWIRE,GOLDENCO, ETC.]
 - The Golden Chamber of Commerce and Visitors Center
 - The Golden Informer, the City's monthly newsletter
 - The Golden Transcript, the local weekly paper
 - The Voice of Golden, the newsletter of a local political group
 - The Web site www.cityofgolden.net
 - The Web site www.ingolden.com
 - Word of mouth
 - Other (ASK WHAT)
8. Are there any significant issues in your neighborhood the City should be addressing and is not currently addressing?
9. How long have you lived in Golden?
10. Which of the following categories includes your age?
- 18-24
 - 25-34
 - 35-54
 - 55-64
 - 65 or older

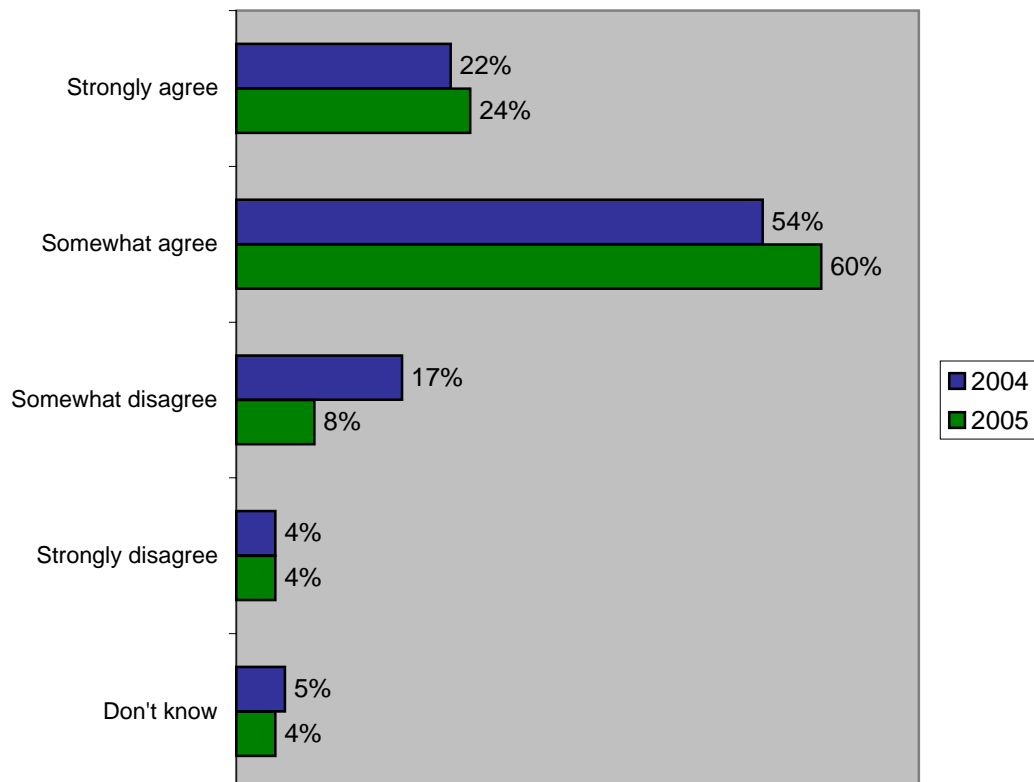
Q1a. I am pleased with the overall direction the City is taking

2005 Findings and Year to year response comparison (2004/2005)

2005 Findings



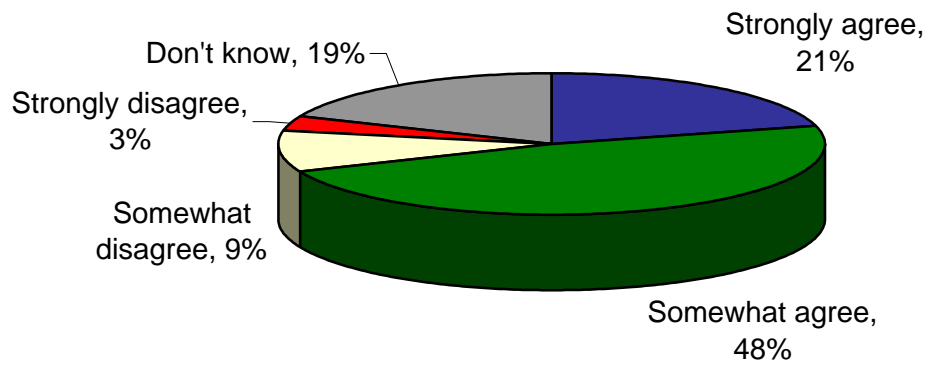
Year to year response comparison (2004/2005)



Q1b. Golden City Government welcomes my input

2005 Findings

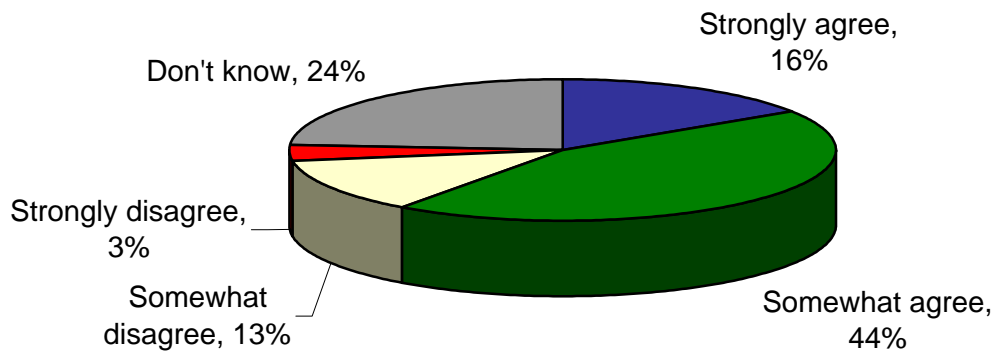
2005 Findings



Q1c. Golden City Government is responsive to my concerns

2005 Findings

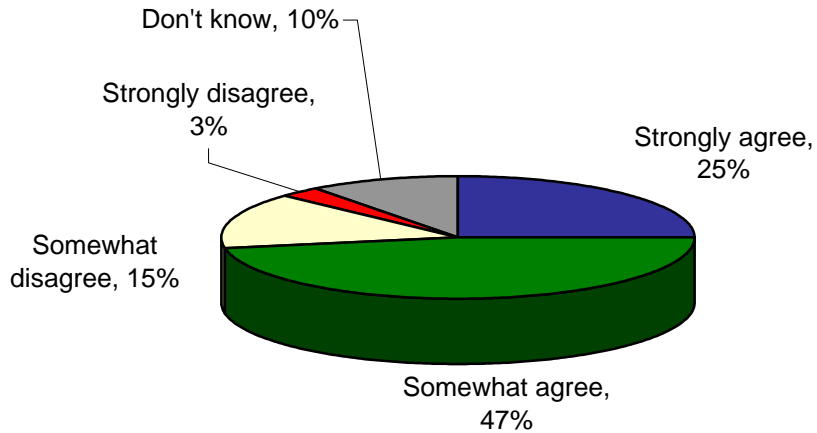
2005 Findings



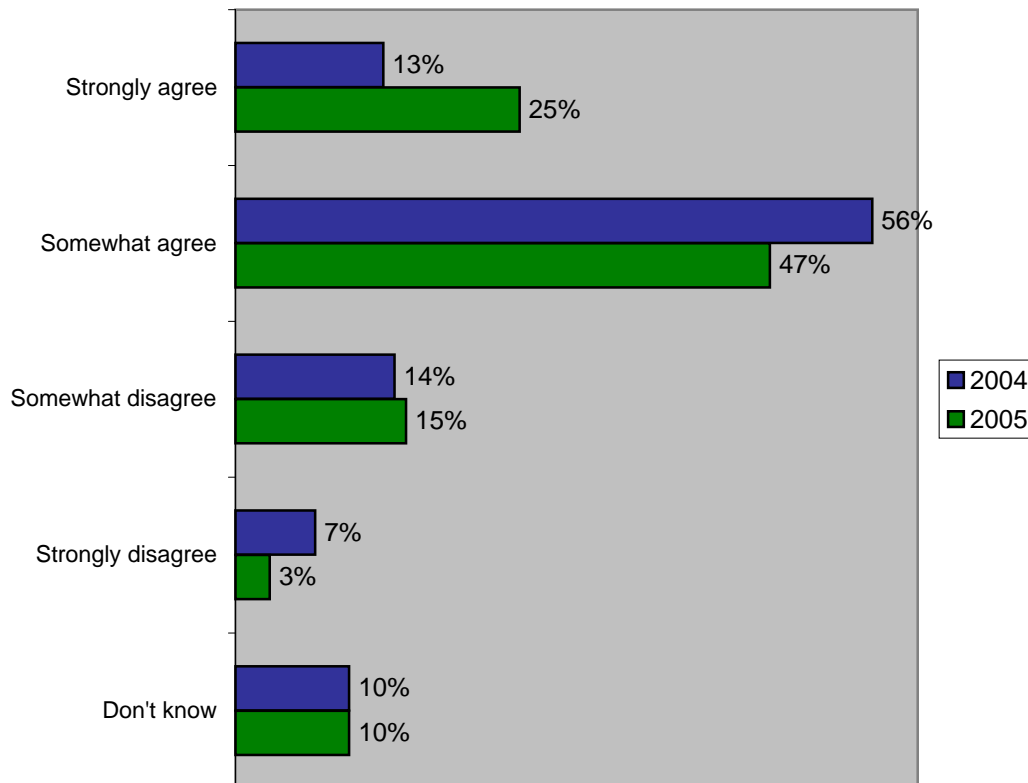
Q1d. Adequate measures are being taken by the City Government to protect the economic health of Golden

2005 Findings and Year to year response comparison (2004/2005)

2005 Findings




Year to year response comparison (2004/2005)



Question 1 Statistically Significant Differences 2004 vs. 2005

 2005 is significantly *lower* than 2004

 2005 is significantly *higher* than 2004

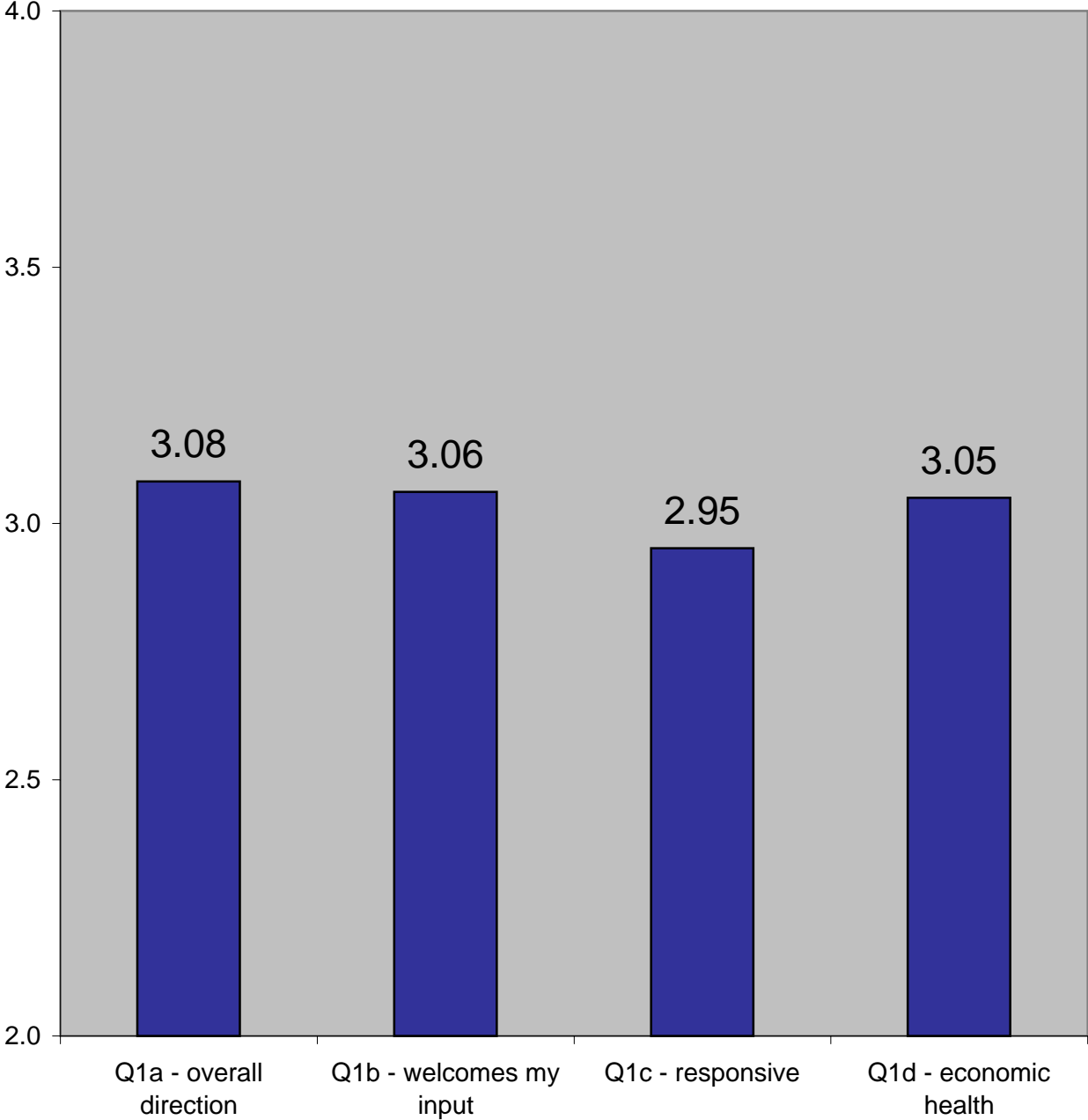
Q1a - overall direction	2004	2005
Strongly agree	22%	24%
Somewhat agree	54%	60%
Somewhat disagree	17%	8%*
Strongly disagree	4%	4%
Don't know	5%	4%

Q1d - economic health	2004	2005
Strongly agree	13%	25%*
Somewhat agree	56%	47%
Somewhat disagree	14%	15%
Strongly disagree	7%	3%
Don't know	10%	10%

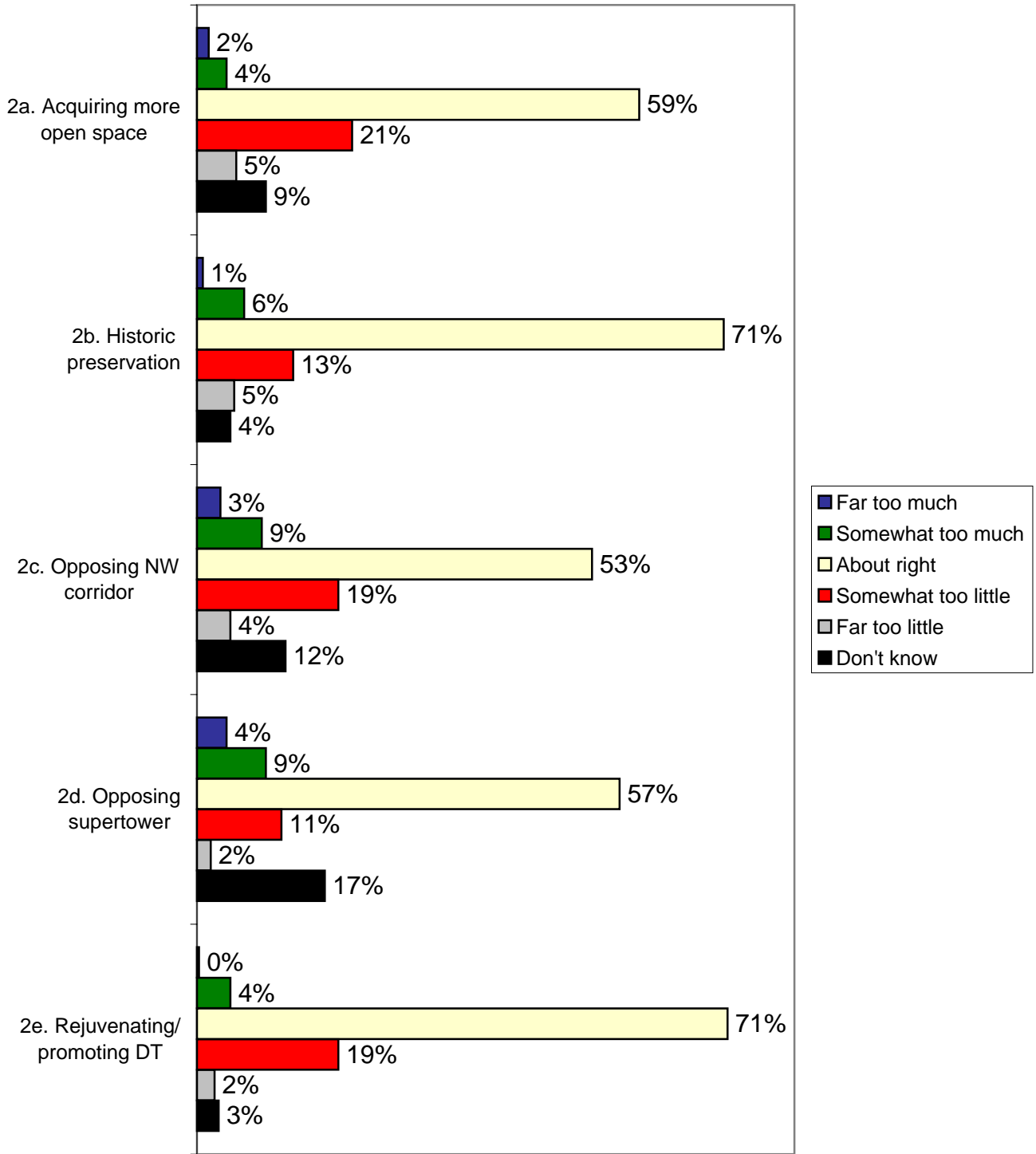
Question 1 CSI Ratings

2005 Findings

(4 point scale)

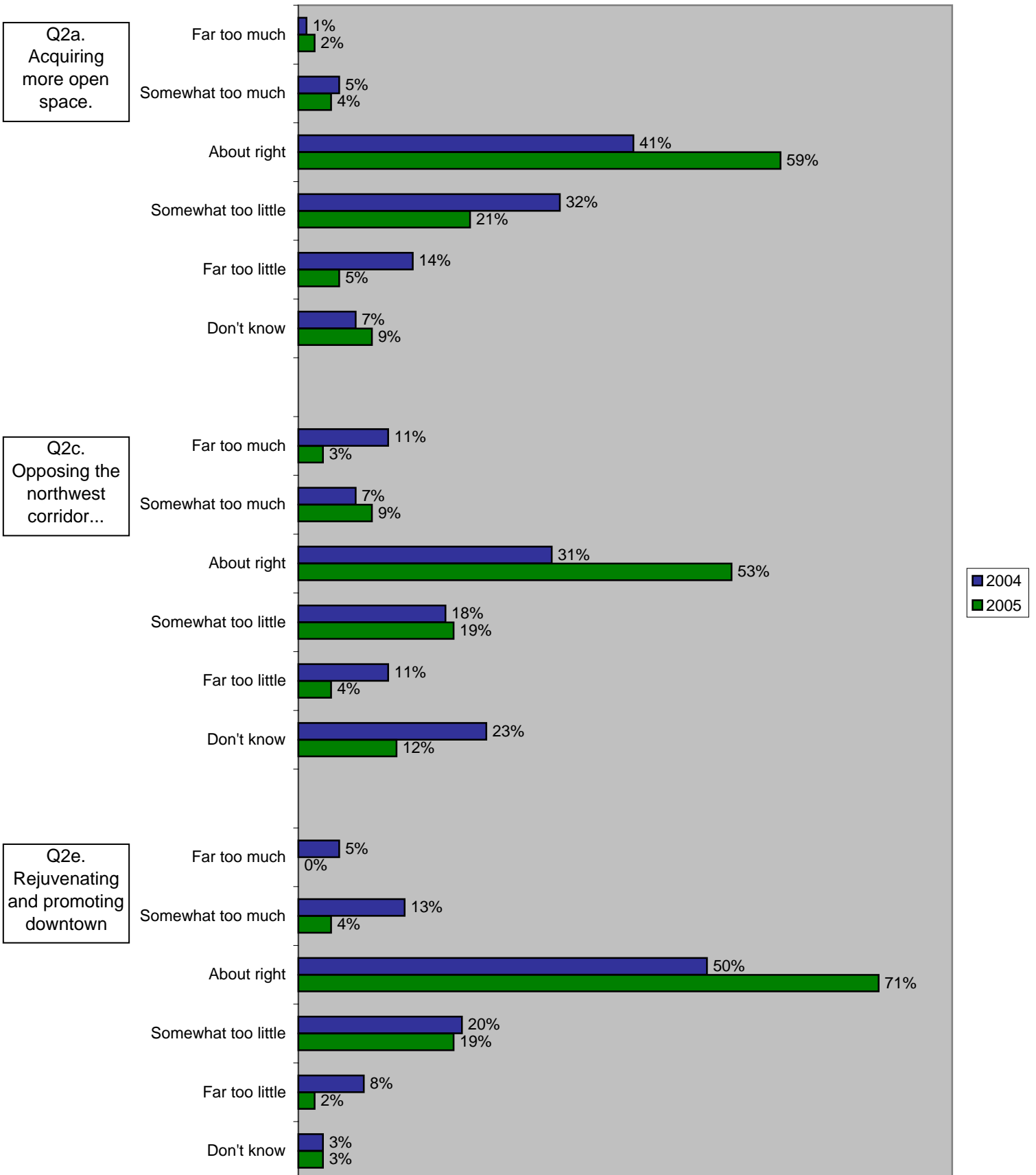


Q2. The City of Golden devotes ___ effort on each issue
2005 Findings



Q2. The City of Golden devotes ___ effort on each issue

Year to year response comparison (2004/2005)



Question 2 Statistically Significant Differences 2004 vs. 2005

2005 is significantly *lower* than 2004

2005 is significantly *higher* than 2004

2a. Acquiring more open space	2004	2005
Far too much	1%	2%
Somewhat too much	5%	4%
About right	41%	59% *
Somewhat too little	32%	21% *
Far too little	14%	5% *
Don't know	7%	9%

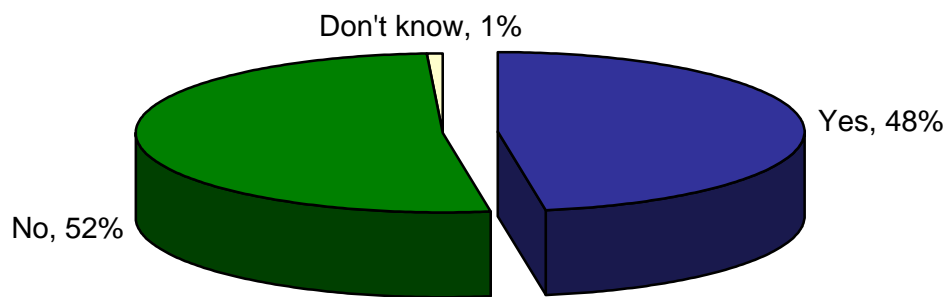
2c. Opposing NW corridor	2004	2005
Far too much	11%	3% *
Somewhat too much	7%	9%
About right	31%	53% *
Somewhat too little	18%	19%
Far too little	11%	4% *
Don't know	23%	12% *

*Slight variation in wording
2004: "opposing the NW parkway"*

2e. Rejuvenating/promoting DT	2004	2005
Far too much	5%	0% *
Somewhat too much	13%	4% *
About right	50%	71% *
Somewhat too little	20%	19%
Far too little	8%	2% *
Don't know	3%	3%

Q3. During the last 12 months, have you had any contact with a City of Golden employee?
2005 Findings

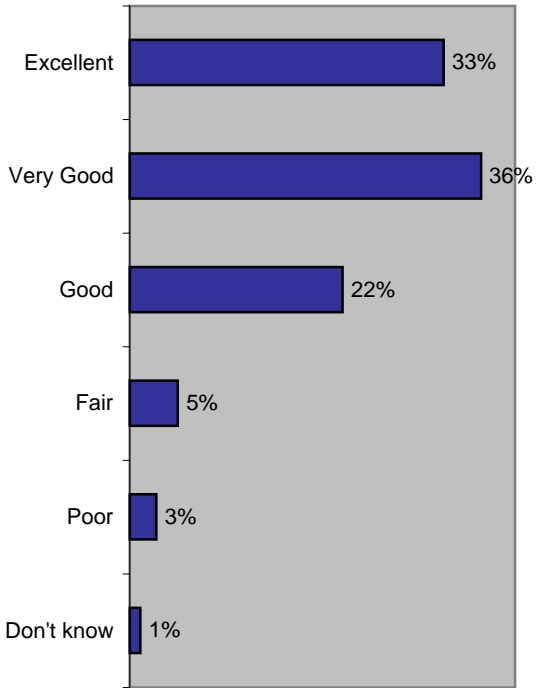
2005 Findings



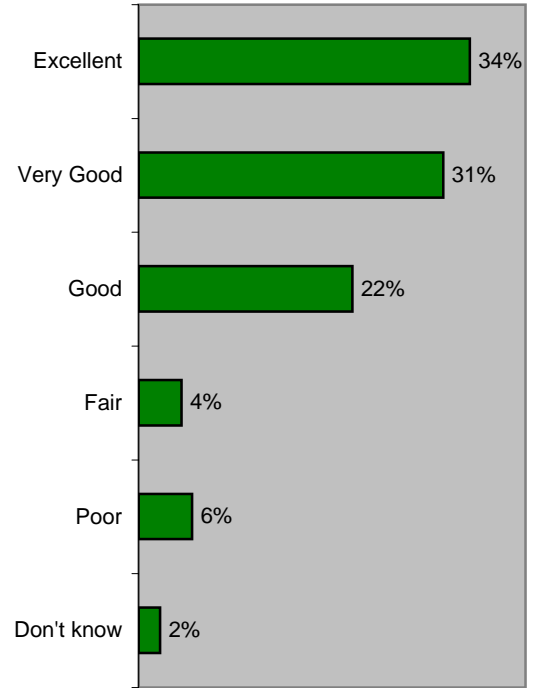
[IF YES] Q3a. - Q3d. Based on your most recent contact, I would like you to rate your impression of the employees of the city in a few different areas.

2005 Findings

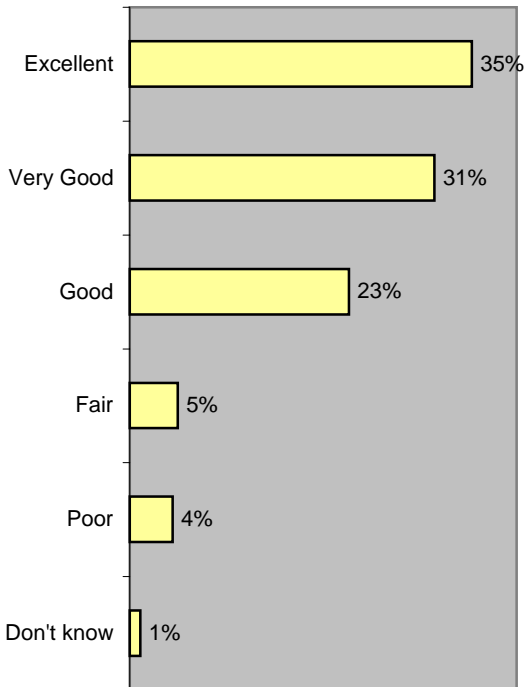
Q3a. Their knowledge of your issue



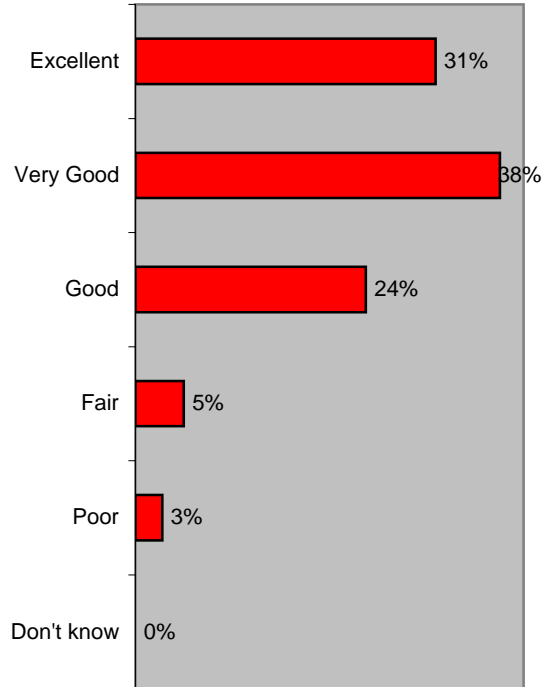
Q3b. Their responsiveness to your concern or issue



Q3c. Their willingness to help or understand



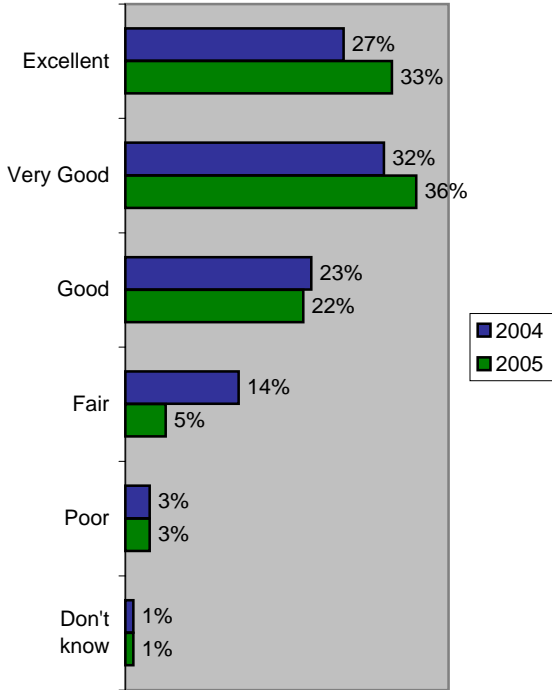
Q3d. Your overall impression



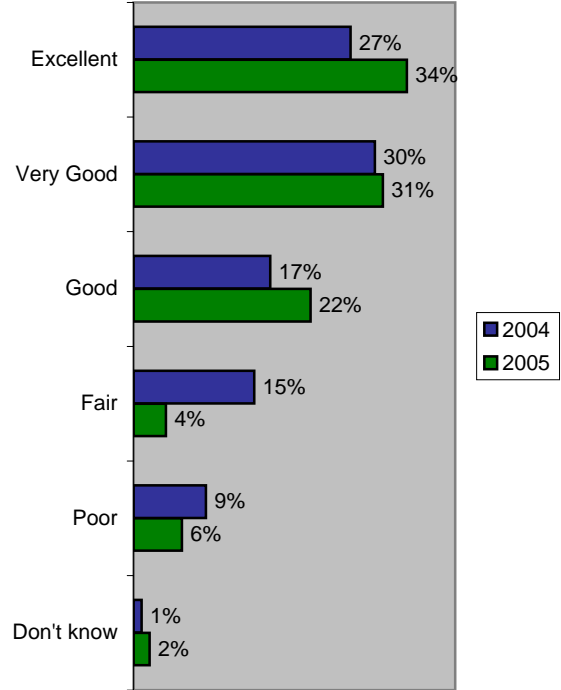
[IF YES] Q3a. - Q3d. Based on your most recent contact, I would like you to rate your impression of the employees of the city in a few different areas.

Year to year response comparison (2004/2005)

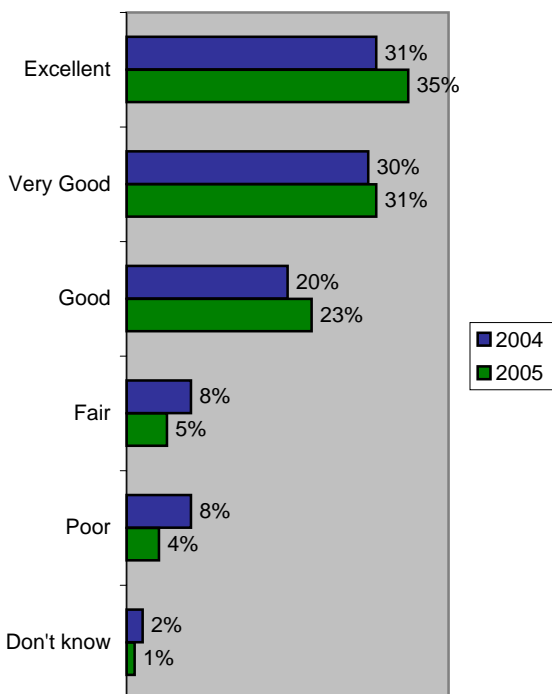
Q3a. Their knowledge of your issue



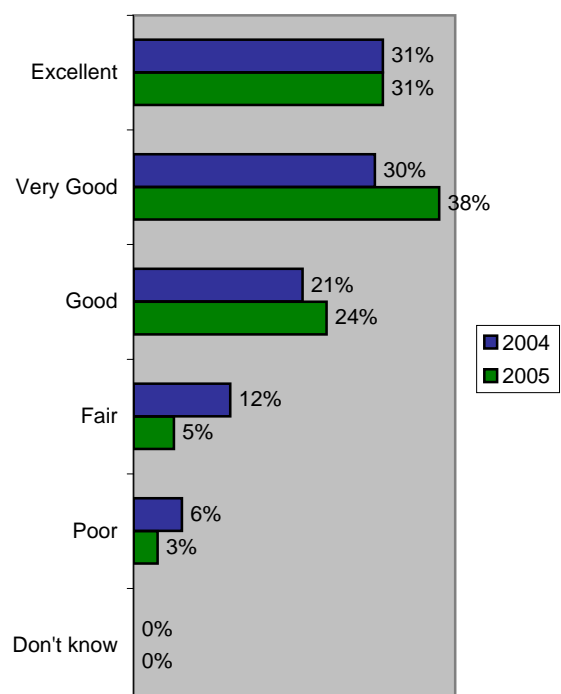
Q3b. Their responsiveness to your concern or issue



Q3c. Their willingness to help or understand



Q3d. Your overall impression



Question 3a - 3d Statistically Significant Differences 2004 vs. 2005

■ 2005 is significantly *lower* than 2004

■ 2005 is significantly *higher* than 2004

Q3a - knowledge	2004	2005
Excellent	27%	33%
Very Good	32%	36%
Good	23%	22%
Fair	14%	5% *
Poor	3%	3%
Don't know	1%	1%

Q3b - responsiveness	2004	2005
Excellent	27%	34%
Very Good	30%	31%
Good	17%	22%
Fair	15%	4% *
Poor	9%	6% *
Don't know	1%	2%

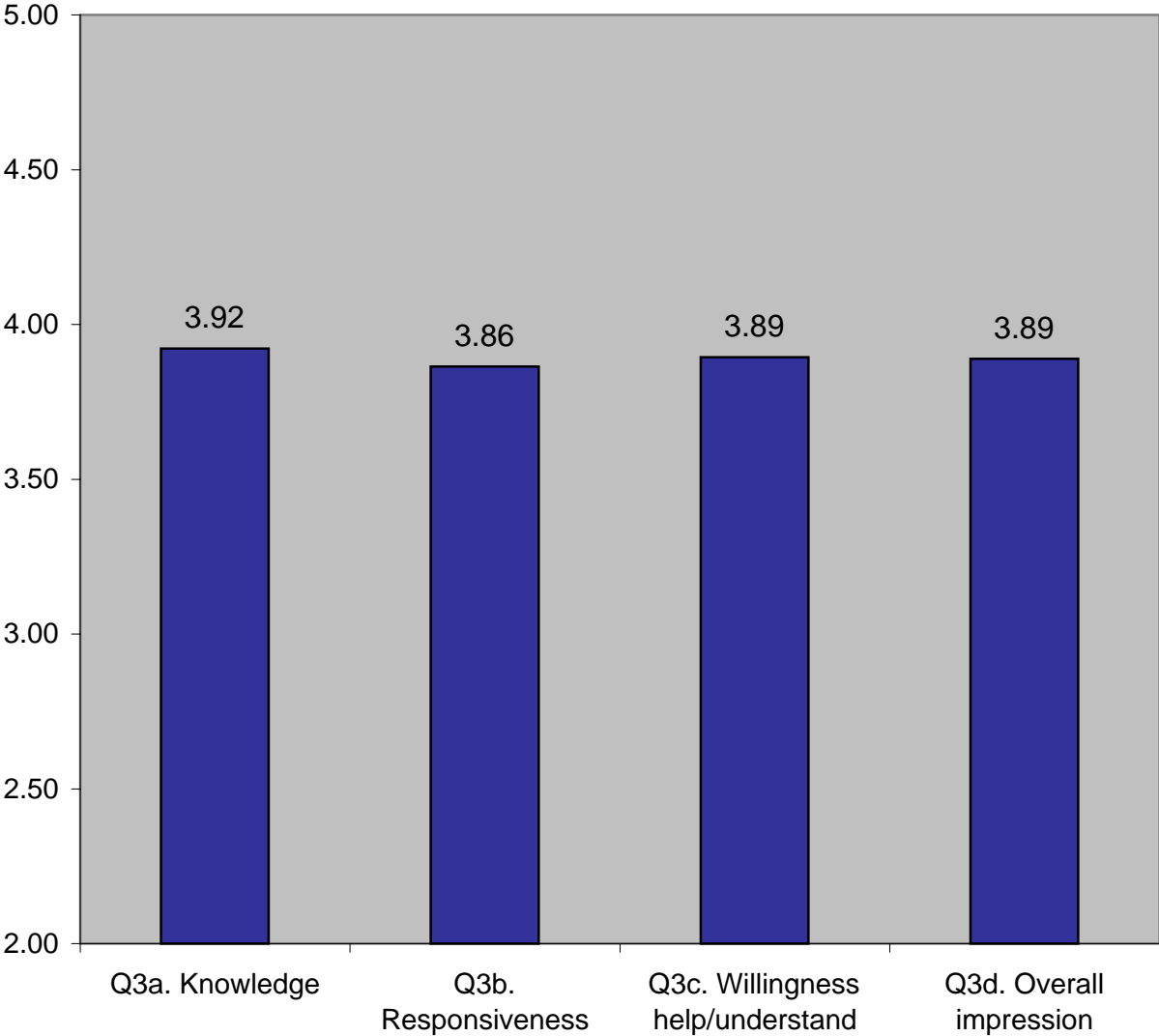
Q3c - willingness to understand	2004	2005
Excellent	31%	35%
Very Good	30%	31%
Good	20%	23%
Fair	8%	5%
Poor	8%	4%
Don't know	2%	1%

Q3d - overall impression	2004	2005
Excellent	31%	31%
Very Good	30%	38%
Good	21%	24%
Fair	12%	5%
Poor	6%	3% *
Don't know	0%	0%

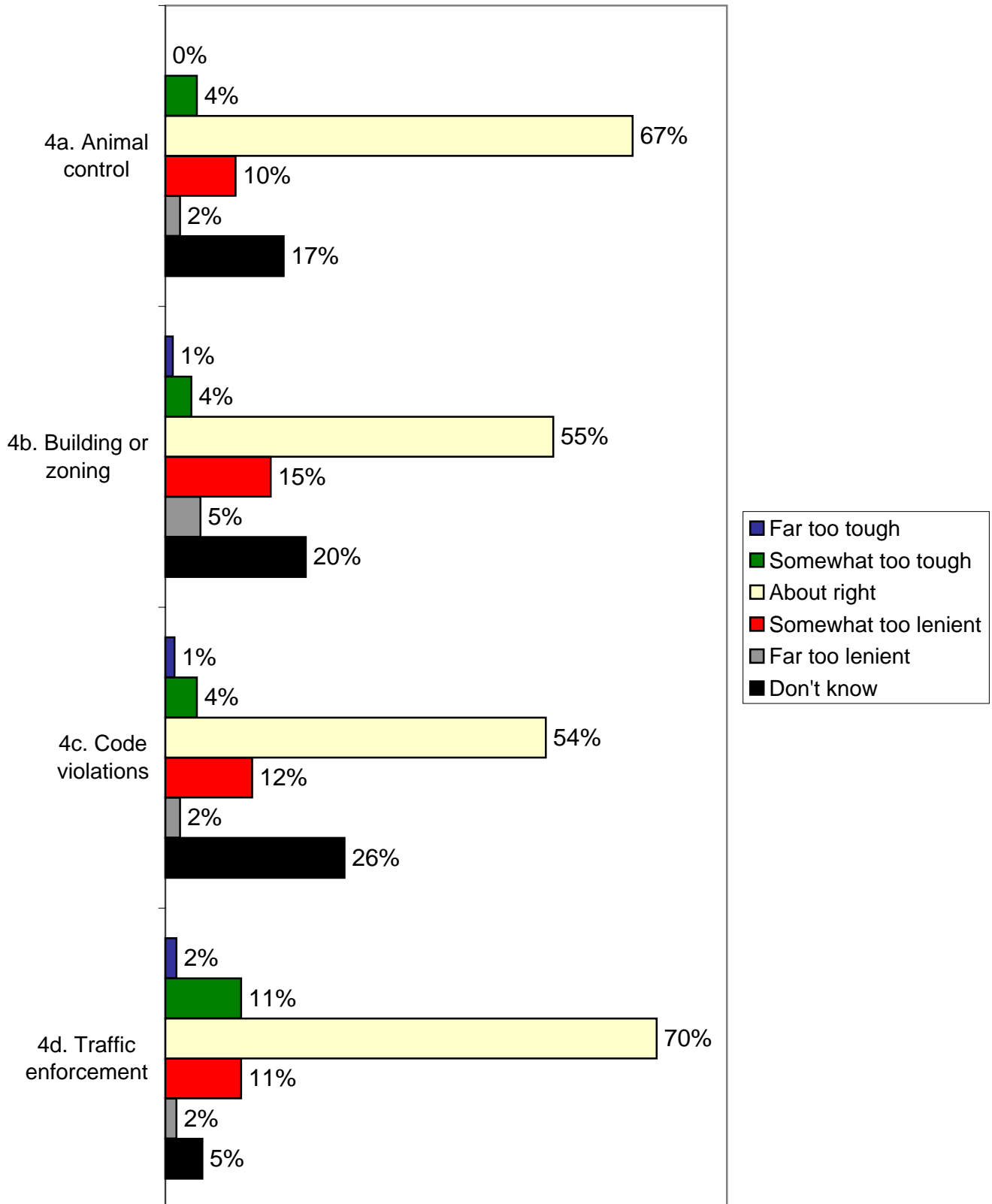
Q3a. - Q3d. CSI Ratings

2005 Findings

(5 point scale)

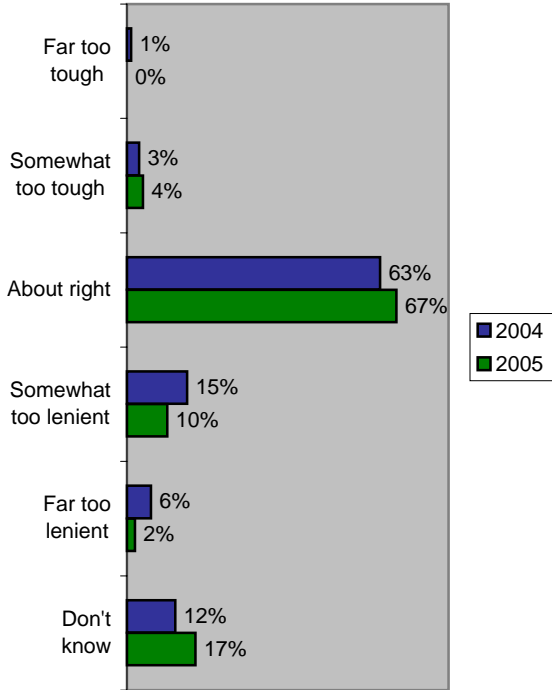


Q4. Please tell me how you feel about the level of law enforcement in Golden for each of the following
2005 Findings

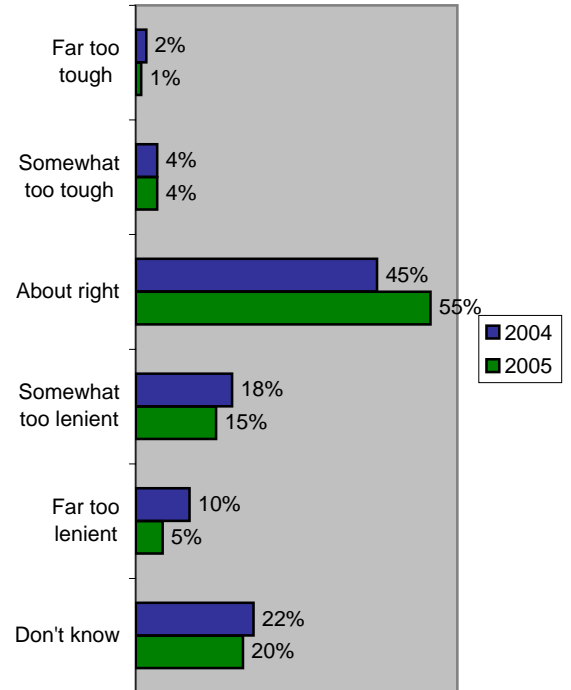


Q4a. - Q4d. Please tell me how you feel about the level of law enforcement
in Golden for each of the following
Year to year response comparison (2004/2005)

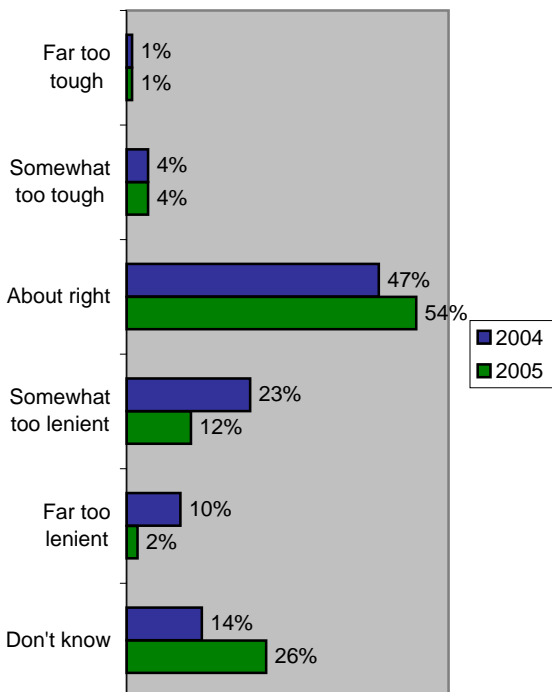
Q4a. Animal control



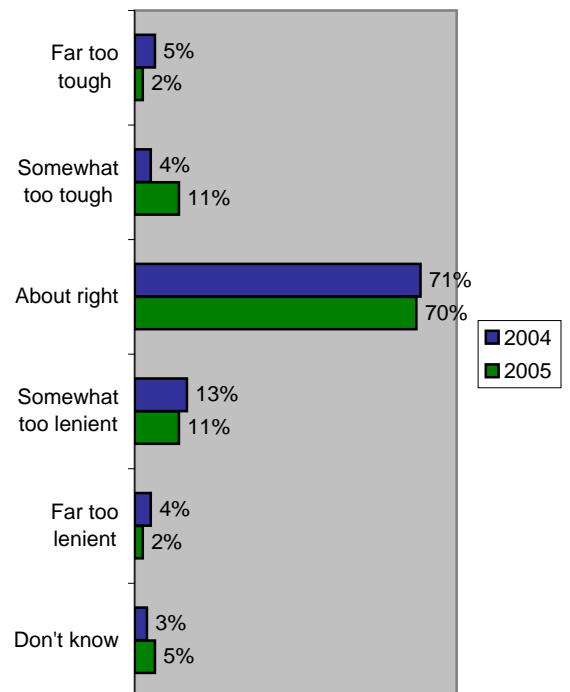
Q4b. Building or zoning



Q4c. Code violation



Q4d. Traffic enforcement



Question 4a - 4d Statistically Significant Differences 2004 vs. 2005

■ 2005 is significantly *lower* than 2004

■ 2005 is significantly *higher* than 2004

4a. Animal control	2004	2005
Far too tough	1%	0%
Somewhat too tough	3%	4%
About right	63%	67%
Somewhat too lenient	15%	10%
Far too lenient	6%	2% *
Don't know	12%	17%

4b. Building or zoning	2004	2005
Far too tough	2%	1%
Somewhat too tough	4%	4%
About right	45%	55% *
Somewhat too lenient	18%	15%
Far too lenient	10%	5% *
Don't know	22%	20%

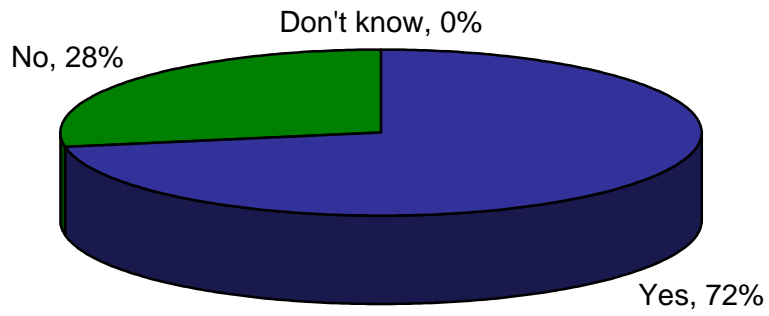
4c. Code violations	2004	2005
Far too tough	1%	1%
Somewhat too tough	4%	4%
About right	47%	54%
Somewhat too lenient	23%	12% *
Far too lenient	10%	2% *
Don't know	14%	26% *

4d. Traffic enforcement	2004	2005
Far too tough	5%	2%
Somewhat too tough	4%	11% *
About right	71%	70%
Somewhat too lenient	13%	11%
Far too lenient	4%	2% *
Don't know	3%	5%

Q5. Are you aware that the City of Golden limits residential growth to no more than 1% a year?

2005 Findings

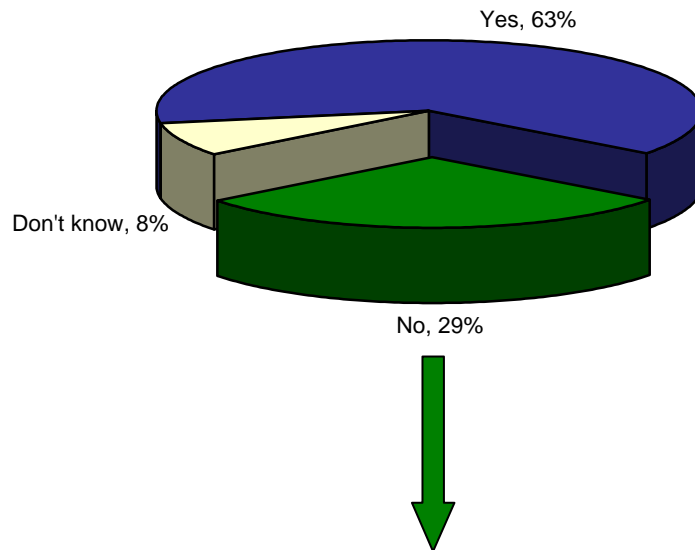
2005 Findings



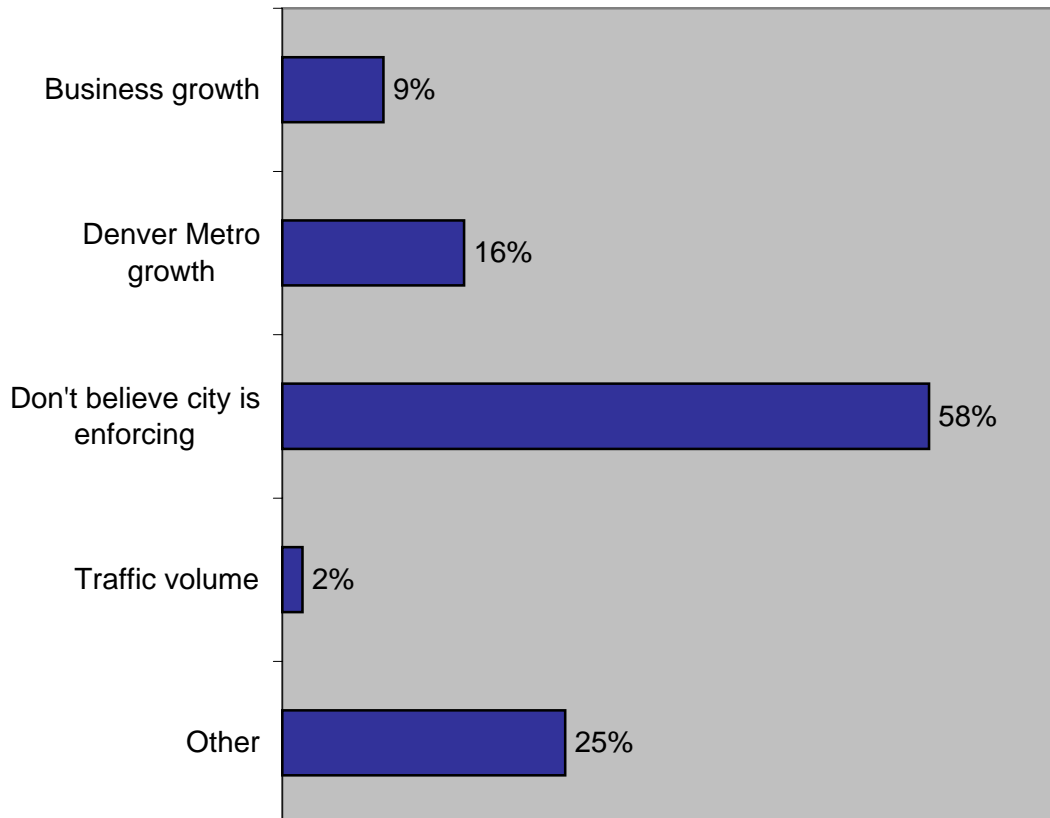
Q6. With this in mind, do you believe growth in the City limits is being adequately controlled?
[IF NO] Q6a. Why do you believe growth in the City limits is not being adequately controlled?

2005 Findings

Q6. With this in mind, do you believe growth in the City limits is begin adequately controlled?

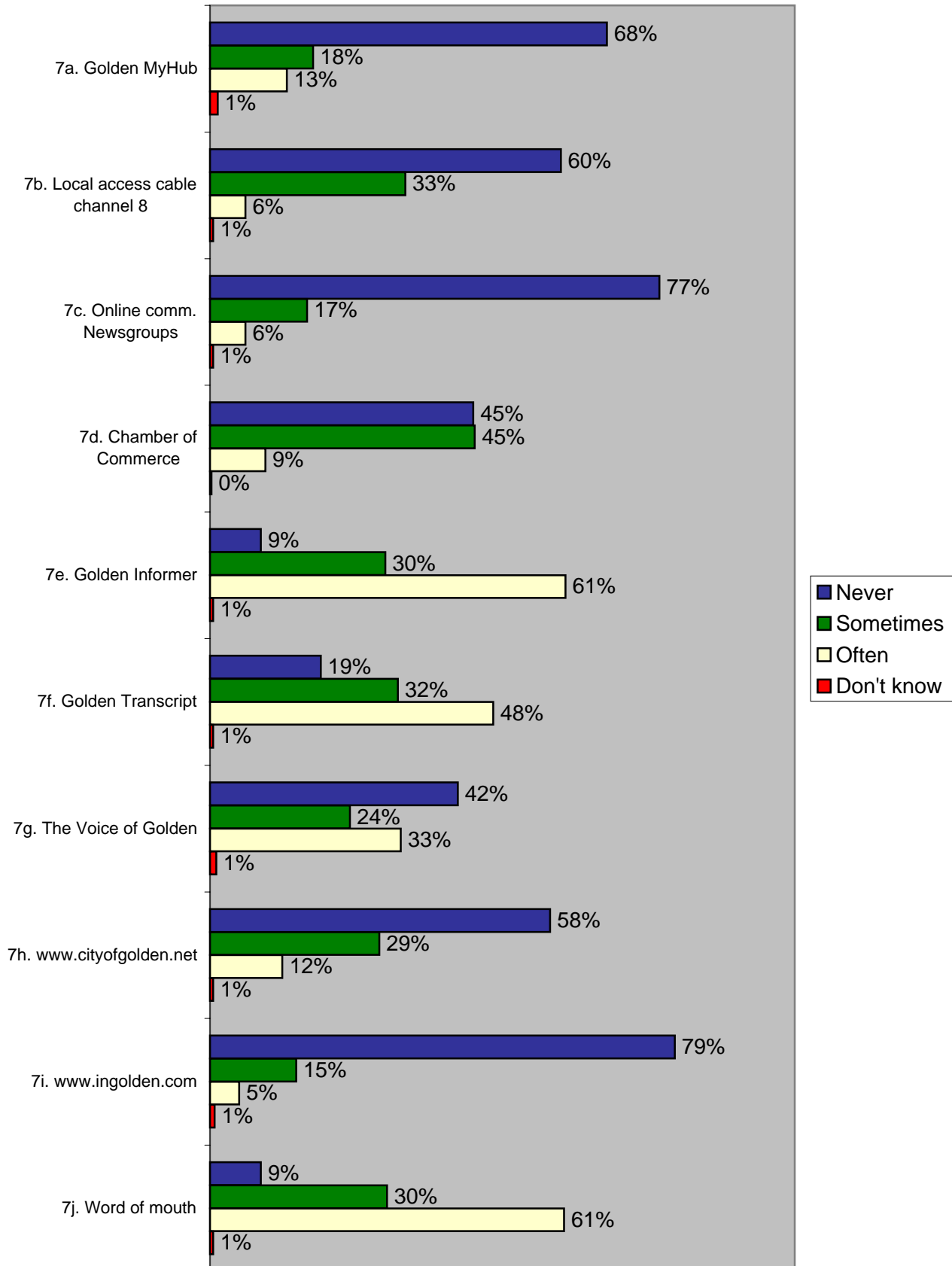


[IF NO] Q6a. Why do you believe growth in the City limits is not being adequately controlled?



Q7. How often do you use each of the following local information venues to obtain information about Golden?

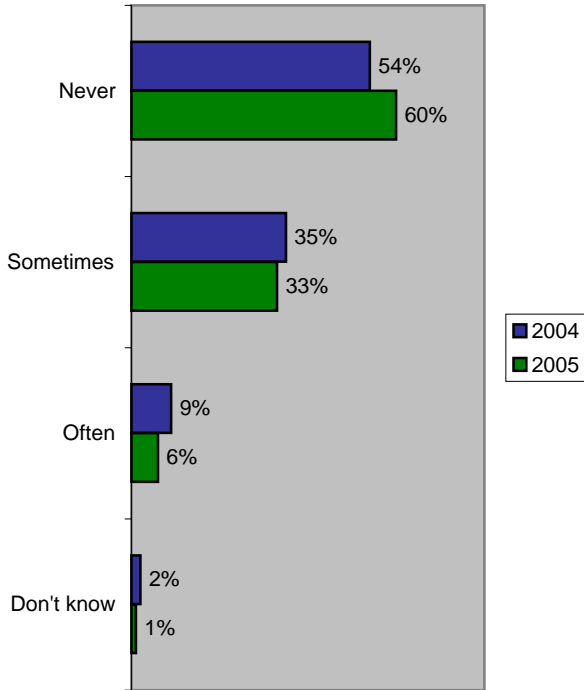
2005 Findings



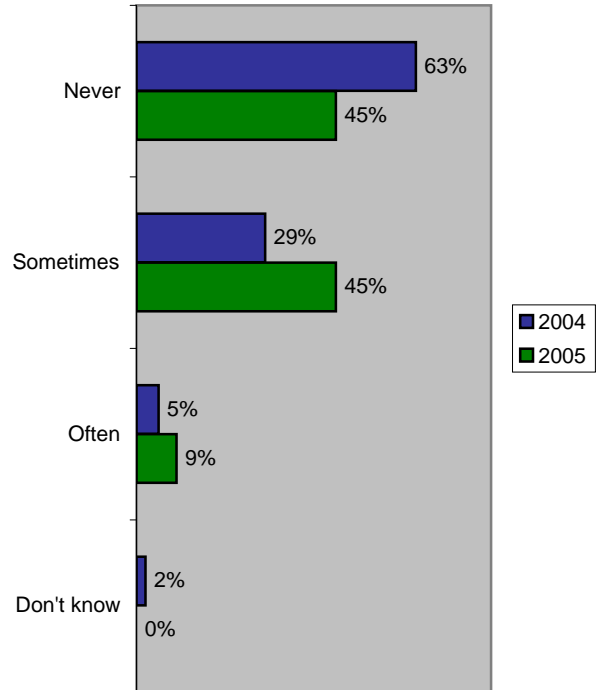
Q7b., Q7d., Q7e, Q7f How often do you use each of the following local information venues to obtain information about Golden?

Year to year response comparison (2004/2005)

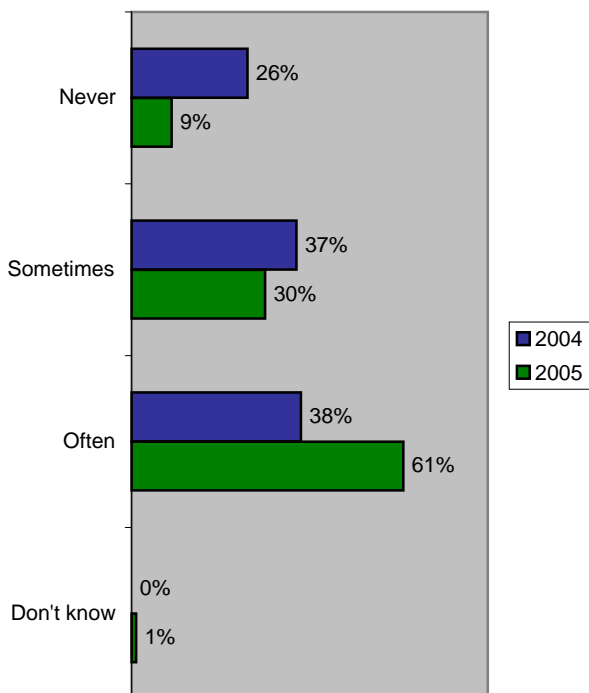
Q7b. Local access cable channel 8



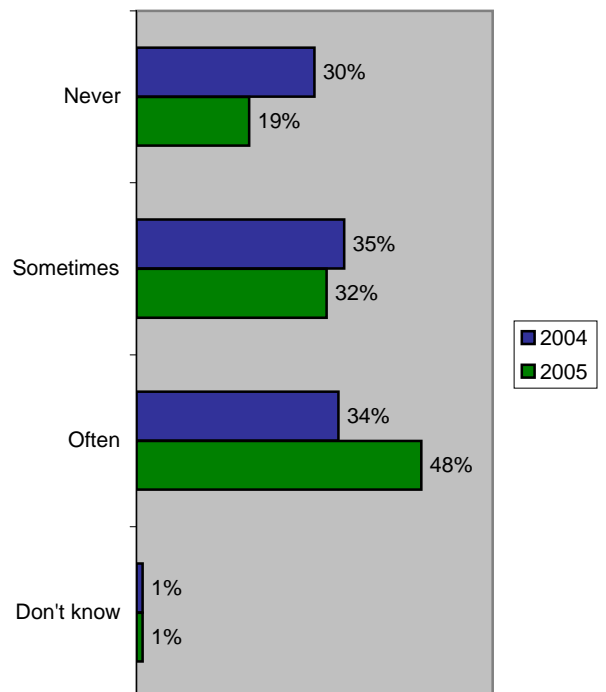
Q7d. Chamber of Commerce



Q7e. The Golden Informer



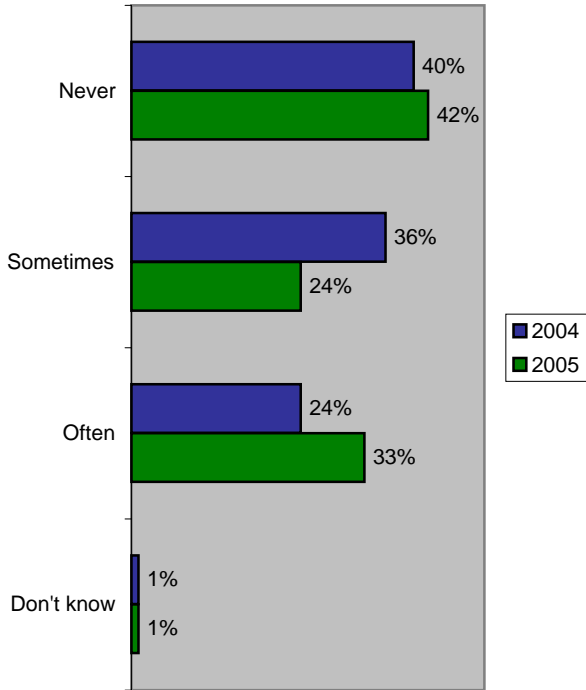
Q7f. The Golden Transcript



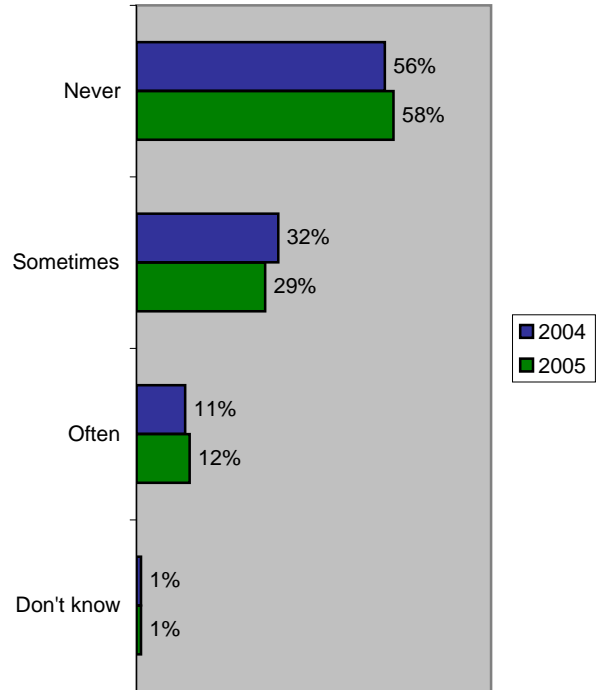
Q7g., Q7h, Q7j How often do you use each of the following local information venues to obtain information about Golden?

Year to year response comparison (2004/2005)

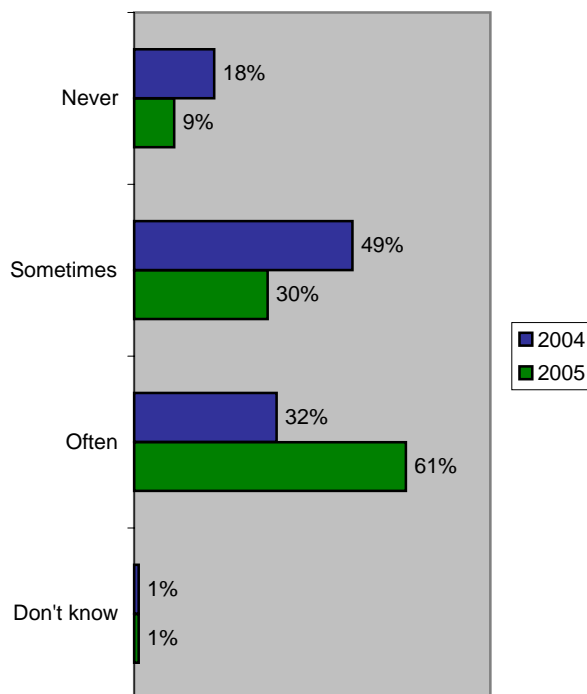
Q7g. The Voice of Golden



Q7h. www.cityofgolden.net



Q7j. Word of mouth



Question 7a - 7j Statistically Significant Differences 2004 vs. 2005

2005 is significantly *lower* than 2004

2005 is significantly *higher* than 2004

7b. Local access cable channel 8	2004	2005
Never	54%	60%
Sometimes	35%	33%
Often	9%	6%
Don't know	2%	1%

7d. Chamber of Commerce	2004	2005
Never	63%	45% *
Sometimes	29%	45% *
Often	5%	9%
Don't know	2%	0%

7e. Golden Informer	2004	2005
Never	26%	9% *
Sometimes	37%	30%
Often	38%	61% *
Don't know	0%	1%

7f. Golden Transcript	2004	2005
Never	30%	19% *
Sometimes	35%	32%
Often	34%	48% *
Don't know	1%	1%

7g. The Voice of Golden	2004	2005
Never	40%	42%
Sometimes	36%	24% *
Often	24%	33% *
Don't know	1%	1%

7h. www.cityofgolden.net	2004	2005
Never	56%	58%
Sometimes	32%	29%
Often	11%	12%
Don't know	1%	1%

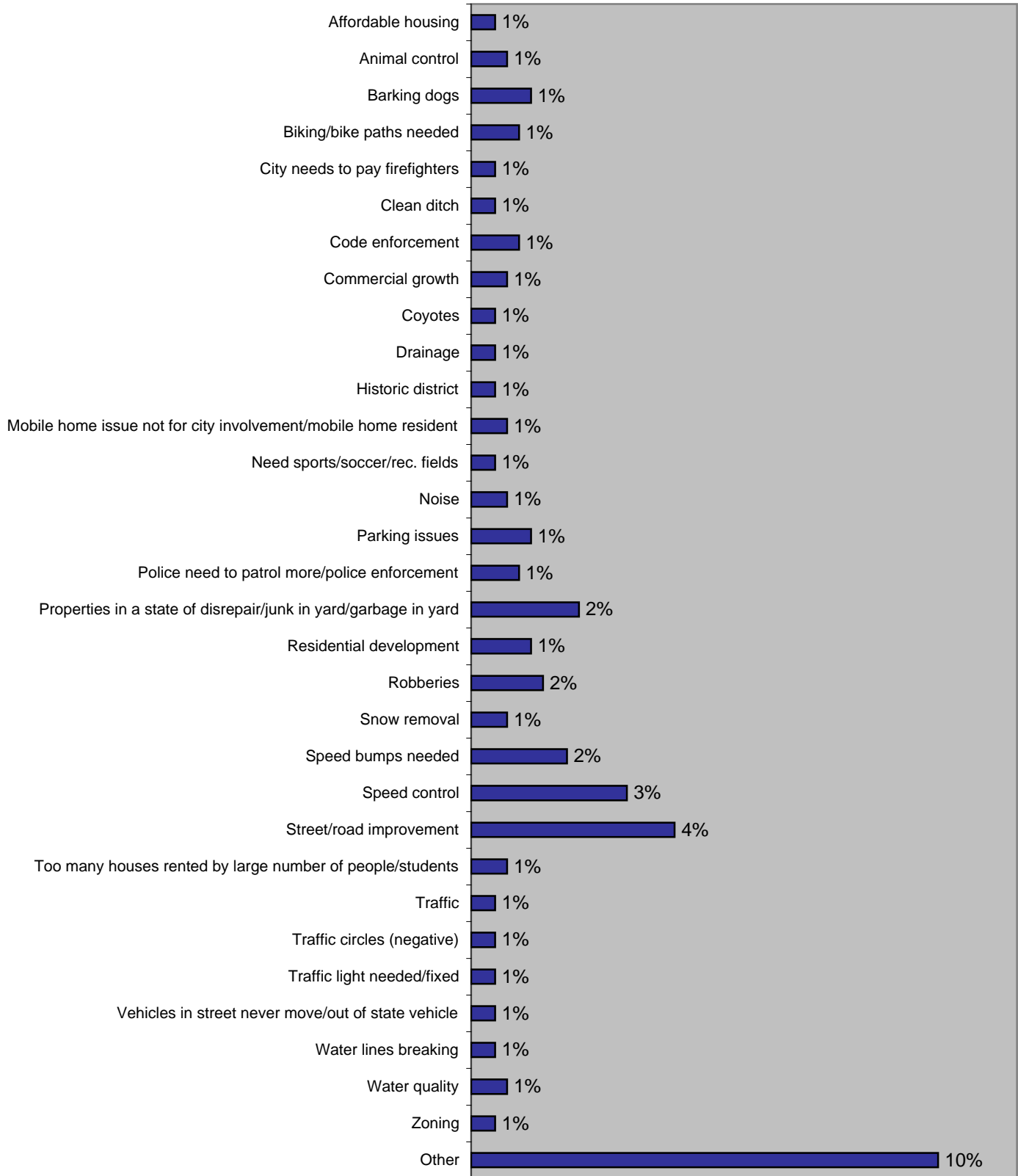
*Slight variation in wording
2004: "the city of Golden Web site"*

7j. Word of mouth	2004	2005
Never	18%	9% *
Sometimes	49%	30% *
Often	32%	61% *
Don't know	1%	1%

Q8. Are there any significant issues in your neighborhood the City should be addressing and is not currently addressing?

2005 Findings

65% of respondents stated "None", "can't think of anything" or otherwise did not specify.





City of
Golden

VERBATIM CITIZEN RESPONSES

Q6e. Why do you believe growth in the City limits is not being adequately controlled? "Other" Responses



-
- THERE ARE TOO MANY DEVELOPERS MIXED UP WITH CITY GOVERNMENT PEOPLE.
 - HE BELIEVES IT SHOULD BE LESS THAN 1%.
 - TOO MUCH HIGH DENSITY RESIDENTIAL BEING ALLOWED.
 - NOT PLANNED EFFECTIVELY.
 - THE CITY IS ALLOWING A FEW DEVELOPERS TO CONTROL THE GROWTH THROUGH PLANNING AND GROWTH.
 - SEEMS LIKE A LOT OF BUILDING GOING ON.
 - MORE HOUSING DEVELOPMENTS GOING ON.
 - RIGHT NOW PUTTING IN TOO MANY HOUSES.
 - I JUST FEEL THAT WAY.
 - THERE HAS BEEN A LOT OF GROWTH IN GOLDEN.
 - TOO MUCH HOUSING GROWTH
 - TOO MUCH DENSITY. TOO MANY HOUSES.
 - NUMBER OF DEVELOPMENTS
 - CONCERNED ABOUT THE BUILDINGS DOWNTOWN BEING TOO HIGH.
 - HOUSES BUILT ON HIGHWAY 93 SHOULD NOT BE THERE.
 - TOO MANY OFFICE BUILDINGS DOWNTOWN ARE VACANT/TOO MUCH DEVELOPMENT OFF 93/FARMERS MARKET REMOVED FOR PARKING LOT/ROAD BUILT THROUGH NORMANDY PARK/5 STORY BUILDING DOWNTOWN.
 - TOO MANY HOUSES GOING IN NORTH GOLDEN.
 - BUILDING FOR SENIOR CITIZENS.
 - GET AROUND IT IN A HURRY BY PUTTING IN SENIOR CITIZEN HOMES.
 - KEPT BELOW THE PERCENTAGE, BUT ATTEMPT ON LAST BALLOT TO GO AROUND IT ALL WITH THE NEW CONSTRUCTION DOWNTOWN THAT IS VACANT.
 - THEY JUST APPROVED 5 STORY BUILDING AND HEIGHT LIMIT IS 4 STORIES; SO THEY MAKE EXCEPTIONS FOR DEVELOPERS.
 - BECAUSE IT IS NOT MANAGED QUALITATIVELY.
 - RESIDENTIAL GROWTH

Q6e. Why do you believe growth in the City limits is not being adequately controlled? "Other" Responses



-
- WHO GETS TO DEVELOP AND WHO DOES NOT DEPENDS ON WHETHER THE COUNCIL LIKES YOU OR NOT.
 - THEY WERE TRYING TO OVERRIDE THEIR PREVIOUS VOTE.
 - FEELS IT SHOULD BE LESS THAN 1% .
 - CITY COUNCIL IS DOING EXCEPTIONS WHEN IT BENEFITS THEM.
 - RESIDENTIAL.

Q8. Are there any significant issues in your neighborhood the City should be addressing and is not currently addressing?



City of
Golden

-
- CITY WIDE WIRELESS NETWORK FOR BROADBAND.
 - CODE ENFORCEMENT FOR PEOPLE WITH MULTIPLE CARS PARKED ALL OVER THE BLOCK.
 - THE CITY IS ADDRESSING ALL IT SHOULD.
 - CONTROL SPEED IN RESIDENTIAL NEIGHBORHOODS.
 - STREETS AND ROADS ARE NICE ON SOME AREAS BUT NOT IN THEIR NEIGHBORHOOD.
 - BURY POWER LINES.
 - SPEED BUMPS NEEDED IN NEIGHBORHOODS.
 - MOBILE HOME PARK ISSUES ARE NOT FOR CITY INVOLVEMENT BECAUSE IT IS PRIVATELY OWNED.
 - FOR SOMETIME THE TABLE MOUNTAIN SOCCER ASSOCIATION WAS TO DEVELOP FIELDS, AND IN LAST CONVERSATION THE MONEY IS IN PLACE, BUT HOLD UP IS THE CITY OF GOLDEN. PERMITS ARE NEEDED. THERE ARE NOT A LOT OF FIELDS FOR RECREATION AND COMPETITIVE SOCCER.
 - THE BIKING IS NOT THAT GREAT.
 - MOBILE HOME PARK. EMINENT DOMAIN WOULD EFFECT THEM AND THEY DO NOT WANT THAT.
 - THE ROADS IN SOUTHRIDGE NEED REPAVING RIGHT AWAY. ALSO, TRAFFIC CIRCLES HAVE MADE THE NEIGHBORHOOD A BY WAY. THERE SHOULD BE SPEED BUMPS. TOO MANY HOUSES RENTED BY LARGE GROUPS OF STUDENTS.
 - TRAFFIC LIGHT NEEDED ON SOUTH GOLDEN ROAD NEAR THE DOMINOS PIZZA. SPEED BUMPS SHOULD BE PLACED IN THE AREA NEAR SOUTH GOLDEN ROAD AND 24TH STREET.
 - LIMIT SOLICITATION AND IMPROVE THE QUALITY OF PAVING THE STREETS.
 - THE CITY "NIT PICKS" ON HER AND SHE IS ELDERLY AND HAS LITTLE MONEY TO LIVE ON.
 - THE ROUND ABOUTS ON OLD GOLDEN ROAD.
 - TRAFFIC AND SPEED.
 - SNOW REMOVAL.
 - STREETS WITH HOLES.
 - PROPERTIES IN A STATE OF DISREPAIR SINCE 1999.
 - BIKE PATHS NEEDED.
 - RECYCLING.

Q8. Are there any significant issues in your neighborhood the City should be addressing and is not currently addressing?



City of
Golden

-
- ADDRESS THE JUNK IN PEOPLE'S YARDS.
 - OPEN CAMPUS AT HIGH SCHOOL RESULTS IN STUDENTS GOING ACROSS PRIVATE PROPERTY.
 - STREET LIGHTS NEED TO BE FIXED.
 - THERE IS AN OVERLOOK AREA ALONG C470 WHERE THEY ARE PLANNING ON PUTTING 110 HOUSES WHICH SHE THINKS IS AWFUL. IT SHOULD BE OPEN SPACE.
 - THERE IS ONE ISSUE, BUT IT IS A TYPICAL ISSUE, KIDS DRIVING TOO FAST.
 - SIX TO EIGHT YEARS AGO THE NEIGHBORHOOD WAS CONCERNED THE SIDEWALKS WERE TOO NARROW AND THEY WERE TOLD THEY WOULD GET SPEED BUMPS. NEITHER HAS BEEN RESOLVED.
 - WATER LINES ARE ALWAYS BREAKING.
 - UNINCORPORATE JEFFCO.
 - ILLINOIS STREET NEEDS PAVING.
 - INCREASE OF ROBBERIES IN NEIGHBORHOOD.
 - WEIRD MEDIANS IN STREET BEHIND THE NEIGHBORHOOD IS A HAZARD WHEN WEATHER IS BAD.
 - THE HISTORIC DISTRICT THEY ARE SETTING UP.
 - ORGANIZE TRASH PICK UP WITH ONE TRASH HAULER.
 - SCHOOL OF MINES IS TAKING OVER THE NEIGHBORHOOD.
 - THINKS THE G NEEDS TO BE PAINTED ON TABLE ROCK MOUNTAIN.
 - SPEEDING IS AN ISSUE AND THERE SHOULD BE SPEED BUMPS.
 - DO A BETTER JOB WITH THE 10TH STREET FIX AT FORD.
 - ADDRESS THE BURGLARIES.
 - PEOPLE THAT RUN STOP SIGNS. THE POLICE TURN THEIR HEADS.
 - PAVEMENT ON STREETS.
 - ADEQUATE ADDRESSING IN MESA MEADOWS. REVIEW THE ZONING OF A ROAD THAT RUNS ALONG THE CREEK. NO REASON TO PUT IN A ROAD.
 - IN OLD NEIGHBORHOOD BETWEEN 1ST AND 2ND EAST OF WASHINGTON TO FORD, 30% OF HOMES HAVE BARKING DOGS AND IT IS VERY ANNOYING ALL HOURS OF THE DAY AND NIGHT.

Q8. Are there any significant issues in your neighborhood the City should be addressing and is not currently addressing?



City of
Golden

-
- ANIMAL CONTROL. THERE ARE A LOT OF DOGS RUNNING AROUND.
 - SPEEDING.
 - THE ROADS ARE AWFUL.
 - NOISE.
 - THE STREETS NEED PAVING.
 - THE CONNECTING ROAD FROM HIGHWAY 93 (MESA DRIVE).
 - NORMANDY PARK AND THE ROAD THROUGH THE PARK.
 - GOLDEN HEIGHTS DOESN'T FEEL LIKE THEY ARE PART OF GOLDEN AS THEY FEEL IGNORED AND GET POOR RESPONSE TIME TO CONCERNS.
 - NORTH END OF TOWN. CONSTRUCTION AND DUST PROBLEMS. CARS PARKED FACING THE WRONG DIRECTION.
 - WATER QUALITY.
 - DRAINAGE.
 - POLICE ENFORCEMENT OF EXCESSIVE SPEED.
 - AFFORDABLE HOUSING.
 - RETIREMENT HOME IN NEIGHBORHOOD IS BEING BUILT.
 - FLAG STOLEN ON VETERAN'S DAY.
 - ALLEY NEEDS TO BE CLEANED UP WHERE TREE FELL. THERE IS A REFRIGERATOR THERE ALSO.
 - THE DEVELOPMENT IN THE DOWNTOWN AREA. IN HIS NEIGHBORHOOD, THE GOLF COURSE GETS NO WATER. THERE IS NO WATER IN THE GULCH.
 - THE CITY NEEDS TO PAY FIREFIGHTERS AND IMPROVE RESPONSE TIME.
 - THERE IS A DITCH BEHIND HER THAT NEEDS TO BE CLEANED MORE OFTEN BECAUSE OF THE MOSQUITOES IN THE SUMMER.
 - ADDRESS THE SPEEDING FROM COLLEGE KIDS.
 - BUILDING NEW HOUSES IN A HISTORIC DISTRICT.
 - ADDRESS ROBBERIES.
 - ADDRESS SPEEDING.

Q8. Are there any significant issues in your neighborhood the City should be addressing and is not currently addressing?



-
- POLICE SHOULD PATROL MORE, NOT JUST SUNDAYS.
 - ROBBERIES AND WILD LIFE. THERE ARE HUGE AMOUNTS OF COYOTE.
 - CITY NEEDS TO GET TRAILERS AND MOTOR HOMES OUT OF NEIGHBORHOODS, AND GARBAGE CANS SHOULD BE IN BACK YARDS.
 - THE HISTORICAL DISTRICT SHOULD BE BETTER TAKEN CARE OF.
 - GROWTH ON 8TH AND ILLINOIS HAS TORN DOWN PROPERTIES AND PUT IN TOWNHOMES. STUDENTS IN THE UNITS AND THERE ARE TOO MANY CARS.
 - THE WASTE ABOVE THE WATER SUPPLY.
 - ANIMALS RUNNING LOOSE.
 - COYOTES AT THE GOLF COURSE.
 - CITIZEN LIVES ACROSS FROM LIONS PARK, AND IN THE SUMMER TIME KAYAKERS DON'T MIND UNDRRESSING IN THE PARKING LOT.
 - CITY SPENDS TOO MUCH ON STATUES DOWNTOWN. DO SOMETHING ABOUT THE PEOPLE WITH MORE THAN ONE VEHICLE PARKED ON THE STREET. ALSO, LOOK AT THE VEHICLES ON THE STREET THAT NEVER MOVE. THESE VEHICLES ARE A PROBLEM WHEN THERE IS SNOW.
 - THE COVENANT STATES THAT THERE IS TO BE NO TRASH AND NO CARS BEING WORKED ON IN THE FRONT YARD.
 - NORTH TABLE MOUNTAIN DEVELOPMENT AND PARKING ISSUES. DEVELOP TRAILS MORE AND PARKING WILL BE A PAIN.
 - GULCH ROAD WAS PUT ON HOLD, AND THE CITIZEN IS CONCERNED THE PEOPLE IN THE AREA DO NOT WANT IT DUE TO TRAFFIC. THERE SHOULD BE AN ALTERNATIVE FROM THE PLANNING DEPARTMENT INSTEAD OF TABLING THE ISSUE.
 - DON'T MOVE THE FAIRGROUNDS BECAUSE IT IS PRETTY UP ORCHARD STREET.
 - SENDING LETTER TO CHUCK BARRETT TODAY.
 - LIVES IN MOBILE HOUSE PARK THAT GOLDEN WANTS TO ELIMINATE. SHE IS AFRAID.
 - SPEED BUMPS, CITY SAID NO BECAUSE IT IS A MAJOR STREET, HOWEVER OTHER MAJOR STREETS HAVE THEM.
 - SPEED CONTROL AND CONSTRUCTION WORKERS DOING THE CONTROL.
 - COMMERCIAL GROWTH.

Q8. Are there any significant issues in your neighborhood the City should be addressing and is not currently addressing?



- THERE IS A PATH THAT WAS BUILT ON ILLINOIS STREET TO 9TH STREET AND THERE IS NO CONNECTION. THERE IS DIRT AND IT GETS MUDDY WHEN IT RAINS. KIDS CAN'T RIDE THEIR BIKES THROUGH THERE.
- PUT NO PARKING PAINT ON THE CURBS ON 4TH AVENUE.
- THERE IS A VEHICLE REGISTERED OUT OF STATE THAT STAYS HERE. HE CALLED THE CITY ON IT YEARS AGO AND NOTHING HAPPENED.
- THE NEW BUILDINGS TO THE NORTH OF THIS CONDO. A RESTAURANT WENT OUT OF BUSINESS AND NOW ANOTHER ONE IS IN. THERE ARE THREE CAR WASHES RIGHT IN HIS AREA. ADDRESS THE NEW BUILDINGS BEING BUILT.
- TRAFFIC WAS ADDRESSED IN THE NEXT SUBDIVISION OVER AND WASN'T IN HIS. SO, NOW HE HAS MORE TRAFFIC.
- THE SPEEDING.
- THE ONLY THING IS THE ANIMAL CONTROL ISSUE. THE DOGS ARE BARKING WILD WHILE PEOPLE ARE GONE AWAY FOR THE DAY.
- THEY LIVE IN AN AREA THAT HAS BEEN CHANGED TO A DUPLEX INSIDE BUT THAT ISN'T KNOWN FROM THE OUTSIDE AND SHOULDN'T BE LEGAL. THERE IS MORE THAN ONE. THEY HAVE CALLED AND NOTHING HAS BEEN DONE ABOUT IT.
- DOGS IN AREA ARE BARKING ALL DAY WHEN THEIR OWNERS ARE GONE DURING THE DAY. HE FEELS BADLY FOR THEM.
- ZONING IN NORMAN PARK. THERE IS BUILDING AND ROAD CONSTRUCTION THERE. NEIGHBORHOOD PLAYS SOCCER GAMES THERE.
- OCCASIONALLY, THE 24 RULE SNOW REMOVAL HAS NOT BEEN USED.
- GOLDEN VIEW INTERSECTS ROAD BY LOOKOUT MOUNTAIN (19 ROAD) IS IN BAD NEED OF REPAIR.
- THEY SHOULD DO MORE TO KEEP FORD STREET SLOWED DOWN.
- THE BACK ROADS ARE BAD.
- THEY NEED TO REDO THE WATERLINE IN THE NEIGHBORHOOD. THEY HAVE AT LEAST FOUR BREAKS EACH YEAR.
- CODE ENFORCEMENT. DOING AUTOBODY STUFF IN YARD.
- THEY HAVE HAD MORE ACCIDENTS AND PUT MORE POLICE OUT THERE. THEY WENT AHEAD AND DID WHAT THE CITY FATHER'S WANTED AND NOW THE RESIDENTS ARE PAYING FOR IT. GOLDEN STREETS NEED TO BE REPAIRED ALSO.
- BUILD SINGLE FAMILY HOMES FOR FAMILIES JUST STARTING OUT. NOT EVERYONE CAN AFFORD \$600,000 HOUSES.

Q8. Are there any significant issues in your neighborhood the City should be addressing and is not currently addressing?



- DITCH BEHIND HOUSE NEEDS CLEANED OUT. THE WELCH DITCH NEEDS TO BE CLEANED UP SINCE IT'S THE KIDS ROUTE TO SCHOOL AND IT GETS DIRTY.
- THE HIGHWAY 6 NOISE IS NOT BEING ADDRESSED.
- BEHIND WHERE HE LIVES, SIXTY HOUSES WILL BE BUILT AND IT SHOULD BE HALF OF THAT. THEY ARE OVER USING THE LAND. MAKE SURE WE KEEP OPEN SPACE. ENFORCE AGREEMENTS. SOMETIMES HE FEELS THEY ARE FORGOTTEN AFTER AWHILE.
- TAX INCREASE IN THE LAST ELECTION THE CITIZEN IS NOT HAPPY WITH. ALSO, CONCERNED WITH THE FIRE DEPARTMENT. THERE SHOULD BE A PAID DEPARTMENT INSTEAD OF VOLUNTEER. GOT A LETTER ACCUSING HIS WIFE OF SPEEDING. THE POLICE SHOULD BE OUT PATROLLING.
- TOO MUCH FLUORIDE IN THE WATER. NO MATTER IF THEY COMPLAIN, NOTHING IS DONE ABOUT IT.
- REPAVE GOLDEN VIEW. THEY HAVEN'T REPAVED IT RIGHT AFTER ALL THOSE YEARS.
- THE BUILDING BEHIND HER AND THE NOISE LEVEL IS TERRIBLE. HER DOG HAD INTESTINAL SURGERY AND IF HE EATS ANY PAPER HE WILL DIE. THE CONSTRUCTION WORKERS BEHIND HER ARE THROWING FOOD WRAPPERS IN HER YARD. IF HE EATS THEM HE WILL DIE.
- YARDS ARE TERRIBLE. WEEDS GROW UP AND ONE LAWN IS ALL TORE UP.
- HE HAS COMPLAINED ABOUT THE NEIGHBOR'S BARKING DOGS AND NOTHING HAS BEEN DONE ABOUT IT. PEOPLE DRIVE WAY TOO FAST DOWN HIS STREET. CITY NEEDS TO LOOK AT PUTTING SPEED BUMPS IN.
- THEY HAVE CONCERNS ABOUT PUTTING SPEED BUMPS ON ROAD (DEFRANCE).
- YOUTH SPORTS FIELD. THEY ARE DRAGGING THEIR TAILS ON THE ROAD ISSUE THROUGH THERE.
- CONCERNED ABOUT DEVELOPMENT ON THE WEST SIDE OF GREEN MOUNTAIN.
- WHEN THEY HAVE SNOWSTORMS, THEY ALWAYS PLOW GOLDEN RIDGE AND THEY DON'T PLOW HIS FOR THREE OR FOUR DAYS LATER. THE CHICANES ARE REALLY DANGEROUS IN GOLDEN RIDGE. THEY ARE ON THE SIDES WHEN IT SNOWS AND IT MAKES THE PEOPLE ZIG ZAG AROUND AND WHOEVER HAS THE BIGGER VEHICLE GOES FIRST.
- IN STONEBRIDGE WHERE IT COMES DOWN THE HILL, PUT IN TRAFFIC ISLANDS. THEY COME IN HEAD ON AND WHEN THE ROAD GETS BAD THERE WILL BE SEVERE ACCIDENTS. THERE WAS AN INCIDENT TODAY WHERE HE HAD TO GO OFF THE ROAD TO AVOID AN ACCIDENT.
- NEED ADEQUATE BICYCLE ROUTES. IT IS VERY DANGEROUS TO RIDE BIKES IN GOLDEN BETWEEN JOHNSON AND COLFAX.
- THEY ARE GOING TO BUILD SINGLE HOMES AND CONDO'S BY KING SOOPERS. THE CITIZEN DOESN'T THINK THEY NEED THAT MANY FAMILIES COMING IN.

Q8. Are there any significant issues in your neighborhood the City should be addressing and is not currently addressing?



City of
Golden

-
- THE SPEED ON FORD STREET AND RESIDENTIAL HOMES THAT HAVE MORE THAN ONE FAMILY LIVING IN THEM. ITS TOO HARD TO ENFORCE AND THEY ARE NOT DOING IT AT ALL.
 - THEY HAVE A PEDESTRIAN WALKWAY THAT GOES DOWN 16TH STREET AND HASN'T BEEN ADDRESSED.
 - DRAINAGE PROBLEM. THE CITY PEOPLE ARE WASTING MONEY DOING SURVEYS AND GOING TO BULGARIA INSTEAD OF ADDRESSING MAJOR PROBLEMS LIKE DRAINAGE. GOVERNMENT DECISIONS ARE IN QUESTION. WASHINGTON BUILDING IS IN QUESTION, HE BELIEVES THIS IS A DANGER ZONE.
 - HOUSE DOWN STREET FROM RUDOLPH. THEY HAVE 6 OR 7 CARS AT THE HOUSE IN THE DAYTIME. HE WONDERS HOW MANY PEOPLE ARE LIVING THERE. HE WOULD LIKE TO KNOW WHAT'S GOING ON.
 - STREETS IN AREA STARTING TO BREAK UP IN THE HERITAGE DELLS AREA.
 - ROBBERIES IN NEIGHBORHOOD. NEED SPEED BUMPS ON ELSWORTH DRIVE WHERE INDIANA TURNS INTO ELSWORTH. IT'S BAD THROUGH THERE.
 - NEIGHBOR'S FIGHTING AND BEATING EACH OTHER UP AT NIGHT. DIESEL TRUCKS STINK. BARKING DOGS.
 - PARKING ON HER STREET IS NOT GOOD.
 - THEY ARE LOCATED ON TABLE DRIVE AND BEHIND THEM IS A LOT OF GRAFFITI. HE GOT IT ALL CLEANED UP A COUPLE YEARS AGO AND NOW IT'S COMING BACK AGAIN. HE WOULD LIKE TO GET SOME HELP TO GET THIS TAKEN CARE OF AGAIN AND ENCOURAGE KIDS NOT TO DO THIS.
 - THEY ARE PUTTING IN NEW SEWER LINES AND IT LOOKS LIKE IT'S NOT BEING DONE VERY ECONOMICALLY. IT LOOKS LIKE A LOT OF TIME IS BEING WASTED. THEY DIG UP AND THEN COVER UP, AND THEN REDIG THE NEXT DAY.
 - STREET PAVING ON 20TH STREET BETWEEN WASHINGTON AND JACKSON STREET.
 - CONCERNED WITH NORTHWEST CORRIDOR. SHE LIKES AND APPRECIATES THE FOUR LANE ON BOTH SIDES. SHE REALLY LIKES THAT IDEA INSTEAD OF THE TOLL ROAD. EVERYONE AT CANYON POINT VILLA'S SUPPORTS THE FOUR LANES.
 - THE OTHER END OF HIS STREET COULD USE CLEAN UP IN THEIR YARDS. CITIZEN WOULD LIKE TO SEE THEM BE MADE TO MOW THEIR YARDS. ALSO, PIT BULL DOGS SHOULD BE BANNED FROM GOLDEN AND IF THAT ISN'T POSSIBLE MAKE SURE THE OWNER'S ARE HELD ACCOUNTABLE FOR THEIR PETS WHEN SOMETHING HAPPENS.



Reports of Excellence



City of
Golden

-
- THE NEIGHBOR CAME OVER LAST THURSDAY WHEN HER HUSBAND COLLAPSED AND SHE HAD NOT CALLED 911. THE GOLDEN FIRE DEPARTMENT WAS THERE IN SECONDS. POLICE, FIRE, AND AMBULANCE ARE GREAT.
 - HE REALLY LIKED THE CALL. HE FEELS THE LITTLE PERSON SHOULD BE HEARD AND THIS IS ONE WAY OF THAT HAPPENING!
 - HE LOVES GOLDEN, IT'S A GREAT PLACE TO LIVE.
 - THEY LOVE TO LIVE IN GOLDEN. IT'S A GREAT PLACE.
 - THEY ARE EXTREMELY PLEASED WITH THE GOLDEN FIRE AND POLICE DEPARTMENT.
 - HE AND HIS WIFE JUST LOVE THE CITY OF GOLDEN.
 - THE CITY OF GOLDEN IS DOING AN EXCELLENT JOB.
 - WATER RIGHTS ARE MANAGED GREAT. PEOPLE COMING FROM OTHER STATES JUST DON'T REALIZE THAT THEY DON'T NEED TO WATER THEIR LAWN EVERYDAY.
 - HE AND HIS FAMILY LOVE LIVING IN THE CITY OF GOLDEN. IT'S A GREAT COMMUNITY.
 - GOLDEN IS A GREAT PLACE TO LIVE.
 - POLICE ARE DOING A GREAT JOB. THEY ARE VERY VISIBLE TO THE PEOPLE. THEY SEE THEM AROUND ALL THE TIME AND THAT IS WONDERFUL. HE IS VERY HAPPY WITH THIS.
 - STEVE AND TERESA AT THE PLANNING DEPARTMENT ARE GREAT. THEY ARE VERY COMPASSIONATE AND DO THEIR BEST.
 - POLICE AND WATER DEPARTMENT DO A WONDERFUL JOB.



Reports of Excellence



City of
Golden

- CITY DID A GREAT JOB ON CURBS AND GUTTERS IN HER AREA.
- HE LOVES GOLDEN AND IS VERY HAPPY TO BE LIVING HERE.



City of
Golden

RAW DATA, CROSS TABULATIONS AND DEMOGRAPHICS

1a. I am pleased with the overall direction the city is taking.

	<u>count</u>	<u>percent</u>
Strongly agree	92	24 %
Somewhat agree	227	60 %
Somewhat disagree	32	8 %
Strongly disagree	15	4 %
Don't know	14	4 %

1b. Golden City Government welcomes my input.

	<u>count</u>	<u>percent</u>
Strongly agree	79	21 %
Somewhat agree	182	48 %
Somewhat disagree	36	9 %
Strongly disagree	12	3 %
Don't know	71	19 %

1c. Golden City Government is responsive to my concerns.

	<u>count</u>	<u>percent</u>
Strongly agree	60	16 %
Somewhat agree	168	44 %
Somewhat disagree	48	13 %
Strongly disagree	13	3 %
Don't know	91	24 %

1d. Adequate measures are being taken...to protect economic health

	<u>count</u>	<u>percent</u>
Strongly agree	95	25 %
Somewhat agree	179	47 %
Somewhat disagree	56	15 %
Strongly disagree	11	3 %
Don't know	39	10 %

	Far too much		Somewhat too much		About right		Somewhat too little		Far too little		Don't know	
	#	%	#	%	#	%	#	%	#	%	#	%
2a. Acquiring more open space	6	2 %	15	4 %	225	59 %	79	21 %	20	5 %	35	9 %
2b. Historic preservation	3	1 %	24	6 %	268	71 %	49	13 %	19	5 %	17	4 %
2c. Opposing NW corridor	12	3 %	33	9 %	201	53 %	72	19 %	17	4 %	45	12 %
2d. Opposing supertower	15	4 %	35	9 %	215	57 %	43	11 %	7	2 %	65	17 %
2e. Rejuvenating/promoting DT	1	0 %	17	4 %	270	71 %	72	19 %	9	2 %	11	3 %

Q3. During the last 12 months, have you had any contact with a City of Golden employee?

	<u>count</u>	<u>percent</u>
Yes	181	48 %
No	196	52 %
Don't know	3	1 %

[IF YES] q3a. Their knowledge of your issue

	<u>count</u>	<u>percent</u>
Excellent	59	33 %
Very Good	66	36 %
Good	40	22 %
Fair	9	5 %
Poor	5	3 %
Don't know	2	1 %

q3b. Their responsiveness to your concern or issue.

	<u>count</u>	<u>percent</u>
Excellent	62	34 %
Very Good	57	31 %
Good	40	22 %
Fair	8	4 %
Poor	10	6 %
Don't know	4	2 %

q3c. Their willingness to help or understand.

	<u>count</u>	<u>percent</u>
Excellent	64	35 %
Very Good	57	31 %
Good	41	23 %
Fair	9	5 %
Poor	8	4 %
Don't know	2	1 %

Q3d. Your overall impression

	<u>count</u>	<u>percent</u>
Excellent	56	31 %
Very Good	68	38 %
Good	43	24 %
Fair	9	5 %
Poor	5	3 %
Don't know	0	0 %

	Far too tough		Somewhat too tough		About right		Somewhat too lenient		Far too lenient		Don't know	
	#	%	#	%	#	%	#	%	#	%	#	%
4a. Animal control	0	0 %	17	4 %	253	67 %	38	10 %	8	2 %	64	17 %
4b. Building or zoning	4	1 %	14	4 %	210	55 %	57	15 %	19	5 %	76	20 %
4c. Code violations	5	1 %	17	4 %	206	54 %	47	12 %	8	2 %	97	26 %
4d. Traffic enforcement	6	2 %	41	11 %	266	70 %	41	11 %	6	2 %	20	5 %

Q5. Are you aware that the City of Golden limits residential growth to no more than 1% a year?

	<u>count</u>	<u>percent</u>
Yes	274	72 %
No	106	28 %
Don't know	0	0 %

Q6. With this in mind, do you believe growth in the City limits is being adequately controlled?

	<u>count</u>	<u>percent</u>
Yes	240	63 %
No	110	29 %
Unsure	30	8 %

[IF NO] Why do you believe growth in the City limits is not being adequately controlled?

	<u>count</u>	<u>percent (of "no" responses to Q6)</u>
Business Growth	10	9 % <i>Some citizens gave more than one reason</i>
Denver Metro Growth	18	16 %
Don't believe the city is enforcing 1%	64	58 %
Traffic volumes	2	2 %
Other	28	25 %

	Never		Sometimes		Often		Dont Know	
	#	%	#	%	#	%	#	%
Q7a. Golden MyHub	258	68 %	67	18 %	50	13 %	5	1 %
Q7b. Local access cable channel 8	228	60 %	127	33 %	23	6 %	2	1 %
Q7c. Online comm. newsgroups	292	77 %	63	17 %	23	6 %	2	1 %
Q7d. Chamber of Commerce	171	45 %	172	45 %	36	9 %	1	0 %
Q7e. Golden Informer	33	9 %	114	30 %	231	61 %	2	1 %
Q7f. Golden Transcript	72	19 %	122	32 %	184	48 %	2	1 %
Q7g. The Voice of Golden	161	42 %	91	24 %	124	33 %	4	1 %
Q7h. www.cityofgolden.net	221	58 %	110	29 %	47	12 %	2	1 %
Q7i. www.ingolden.com	302	79 %	56	15 %	19	5 %	3	1 %
Q7j. Word of mouth	33	9 %	115	30 %	230	61 %	2	1 %

Q9. How long have you lived in Golden?

	<u>count</u>	<u>percent</u>
5 years or less	114	30 %
6-10 years	61	16 %
11-15 years	54	14 %
16-20 years	29	8 %
More than 20 years	121	32 %
No answer	1	0 %

Q10. Which of the following categories includes your age?

	<u>count</u>	<u>percent</u>
18-24	6	2 %
25-34	53	14 %
35-54	147	39 %
55-64	98	26 %
65 or older	75	20 %
No answer	1	0 %

Gender

	<u>count</u>	<u>percent</u>
Male	221	58 %
Female	159	42 %

Question 1a. I am pleased with the overall direction the city is taking

	Lived in Golden						Age						Gender		
	Total	5 yrs or less	6-10 yrs	11-15 yrs	16-20 yrs	> 20 yrs	no ans.	18-24	25-34	35-54	55-64	65 or older	no ans.	Male	Female
Total #	380	114	61	54	29	121	1	6	53	147	98	75	1	221	159
%	100%	100%	100%	100%	100%	100%	100%	100%	100%	100%	100%	100%	100%	100%	100%
Strongly agree	92	39	11	8	11	23	0	2	17	36	19	18	0	52	40
	24%	34%	18%	15%	38%	19%	0%	33%	32%	24%	19%	24%	0%	24%	25%
Somewhat agree	227	65	41	41	13	66	1	3	32	91	61	39	1	136	91
	60%	57%	67%	76%	45%	55%	100%	50%	60%	62%	62%	52%	100%	62%	57%
Somewhat disagree	32	6	5	5	2	14	0	1	2	12	12	5	0	19	13
	8%	5%	8%	9%	7%	12%	0%	17%	4%	8%	12%	7%	0%	9%	8%
Strongly disagree	15	1	1	0	2	11	0	0	0	4	3	8	0	8	7
	4%	1%	2%	0%	7%	9%	0%	0%	0%	3%	3%	11%	0%	4%	4%
Don't know	14	3	3	0	1	7	0	0	2	4	3	5	0	6	8
	4%	3%	5%	0%	3%	6%	0%	0%	4%	3%	3%	7%	0%	3%	5%

Question 1b. Golden City Government welcomes my input

	Lived in Golden						Age						Gender		
	Total	5 yrs or less	6-10 yrs	11-15 yrs	16-20 yrs	> 20 yrs	no ans.	18-24	25-34	35-54	55-64	65 or older	no ans.	Male	Female
Total #	380	114	61	54	29	121	1	6	53	147	98	75	1	221	159
%	100%	100%	100%	100%	100%	100%	100%	100%	100%	100%	100%	100%	100%	100%	100%
Strongly agree	79	33	10	10	7	18	1	1	8	35	21	14	0	42	37
	21%	29%	16%	19%	24%	15%	100%	17%	15%	24%	21%	19%	0%	19%	23%
Somewhat agree	182	53	32	30	13	54	0	2	31	68	49	31	1	108	74
	48%	46%	52%	56%	45%	45%	0%	33%	58%	46%	50%	41%	100%	49%	47%
Somewhat disagree	36	5	5	4	4	18	0	0	3	13	11	9	0	21	15
	9%	4%	8%	7%	14%	15%	0%	0%	6%	9%	11%	12%	0%	10%	9%
Strongly disagree	12	3	2	1	1	5	0	1	1	4	4	2	0	10	2
	3%	3%	3%	2%	3%	4%	0%	17%	2%	3%	4%	3%	0%	5%	1%
Don't know	71	20	12	9	4	26	0	2	10	27	13	19	0	40	31
	19%	18%	20%	17%	14%	21%	0%	33%	19%	18%	13%	25%	0%	18%	19%

Question 1c. Golden City Government is responsive to my concerns

	Lived in Golden						Age						Gender		
	Total	5 yrs or less	6-10 yrs	11-15 yrs	16-20 yrs	> 20 yrs	no ans.	18-24	25-34	35-54	55-64	65 or older	no ans.	Male	Female
Total #	380	114	61	54	29	121	1	6	53	147	98	75	1	221	159
%	100%	100%	100%	100%	100%	100%	100%	100%	100%	100%	100%	100%	100%	100%	100%
Strongly agree	60	21	6	8	7	18	0	2	5	25	15	13	0	33	27
	16%	18%	10%	15%	24%	15%	0%	33%	9%	17%	15%	17%	0%	15%	17%
Somewhat agree	168	51	30	26	13	47	1	1	30	70	41	25	1	97	71
	44%	45%	49%	48%	45%	39%	100%	17%	57%	48%	42%	33%	100%	44%	45%
Somewhat disagree	48	5	7	7	3	26	0	0	2	14	21	11	0	33	15
	13%	4%	11%	13%	10%	21%	0%	0%	4%	10%	21%	15%	0%	15%	9%
Strongly disagree	13	2	2	2	1	6	0	0	1	6	2	4	0	9	4
	3%	2%	3%	4%	3%	5%	0%	0%	2%	4%	2%	5%	0%	4%	3%
Don't know	91	35	16	11	5	24	0	3	15	32	19	22	0	49	42
	24%	31%	26%	20%	17%	20%	0%	50%	28%	22%	19%	29%	0%	22%	26%

Question 1d. Adequate measures are being taken...to protect economic health

	Lived in Golden						Age						Gender		
	Total	5 yrs or less	6-10 yrs	11-15 yrs	16-20 yrs	> 20 yrs	no ans.	18-24	25-34	35-54	55-64	65 or older	no ans.	Male	Female
Total #	380	114	61	54	29	121	1	6	53	147	98	75	1	221	159
%	100%	100%	100%	100%	100%	100%	100%	100%	100%	100%	100%	100%	100%	100%	100%
Strongly agree	95	38	9	17	9	22	0	3	14	39	24	14	1	54	41
	25%	33%	15%	31%	31%	18%	0%	50%	26%	27%	24%	19%	100%	24%	26%
Somewhat agree	179	60	33	27	14	45	0	2	30	74	43	30	0	109	70
	47%	53%	54%	50%	48%	37%	0%	33%	57%	50%	44%	40%	0%	49%	44%
Somewhat disagree	56	7	10	8	4	27	0	1	5	17	16	17	0	34	22
	15%	6%	16%	15%	14%	22%	0%	17%	9%	12%	16%	23%	0%	15%	14%
Strongly disagree	11	0	2	1	0	8	0	0	0	2	5	4	0	4	7
	3%	0%	3%	2%	0%	7%	0%	0%	0%	1%	5%	5%	0%	2%	4%
Don't know	39	9	7	1	2	19	1	0	4	15	10	10	0	20	19
	10%	8%	11%	2%	7%	16%	100%	0%	8%	10%	10%	13%	0%	9%	12%

Question 2a. Acquiring more open space

	Lived in Golden					no ans.	Age					no ans.	Gender		
	Total	5 yrs or less	6-10 yrs	11-15 yrs	16-20 yrs		> 20 yrs	18-24	25-34	35-54	55-64		65 or older	Male	Female
Total #	380	114	61	54	29	121	1	6	53	147	98	75	1	221	159
%	100%	100%	100%	100%	100%	100%	100%	100%	100%	100%	100%	100%	100%	100%	100%
Far too much	6	0	2	1	1	2	0	0	0	2	1	3	0	6	0
	2%	0%	3%	2%	3%	2%	0%	0%	0%	1%	1%	4%	0%	3%	0%
Somewhat too much	15	4	2	3	0	6	0	0	2	3	5	5	0	9	6
	4%	4%	3%	6%	0%	5%	0%	0%	4%	2%	5%	7%	0%	4%	4%
About right	225	73	34	29	17	71	1	4	38	80	59	44	0	138	87
	59%	64%	56%	54%	59%	59%	100%	67%	72%	54%	60%	59%	0%	62%	55%
Somewhat too little	79	21	13	15	7	23	0	1	11	34	17	15	1	43	36
	21%	18%	21%	28%	24%	19%	0%	17%	21%	23%	17%	20%	100%	19%	23%
Far too little	20	2	4	2	2	10	0	0	0	12	6	2	0	12	8
	5%	2%	7%	4%	7%	8%	0%	0%	0%	8%	6%	3%	0%	5%	5%
Don't know	35	14	6	4	2	9	0	1	2	16	10	6	0	13	22
	9%	12%	10%	7%	7%	7%	0%	17%	4%	11%	10%	8%	0%	6%	14%

Question 2b. Historic preservation

	Lived in Golden					no ans.	Age					no ans.	Gender		
	Total	5 yrs or less	6-10 yrs	11-15 yrs	16-20 yrs		> 20 yrs	18-24	25-34	35-54	55-64		65 or older	Male	Female
Total #	380	114	61	54	29	121	1	6	53	147	98	75	1	221	159
%	100%	100%	100%	100%	100%	100%	100%	100%	100%	100%	100%	100%	100%	100%	100%
Far too much	3	0	0	1	0	2	0	0	0	0	2	1	0	3	0
	1%	0%	0%	2%	0%	2%	0%	0%	0%	0%	2%	1%	0%	1%	0%
Somewhat too much	24	5	2	5	0	12	0	1	5	12	4	9	0	17	7
	6%	4%	3%	9%	0%	10%	0%	17%	9%	3%	4%	12%	0%	8%	4%
About right	268	94	42	28	21	82	1	5	43	100	67	52	1	148	120
	71%	82%	69%	52%	72%	68%	100%	83%	81%	68%	68%	69%	100%	67%	75%
Somewhat too little	49	5	8	18	4	14	0	0	2	25	14	8	0	28	21
	13%	4%	13%	33%	14%	12%	0%	0%	4%	17%	14%	11%	0%	13%	13%
Far too little	19	2	5	1	4	7	0	0	11	5	3	0	0	13	6
	5%	2%	8%	2%	14%	6%	0%	0%	7%	5%	4%	0%	0%	6%	4%
Don't know	17	8	4	1	0	4	0	0	3	6	6	2	0	12	5
	4%	7%	7%	2%	0%	3%	0%	0%	6%	4%	6%	3%	0%	5%	3%

Question 2c. Opposing NW corridor

	Lived in Golden					no ans.	Age					no ans.	Gender		
	Total	5 yrs or less	6-10 yrs	11-15 yrs	16-20 yrs		> 20 yrs	18-24	25-34	35-54	55-64		65 or older	Male	Female
Total #	380	114	61	54	29	121	1	6	53	147	98	75	1	221	159
%	100%	100%	100%	100%	100%	100%	100%	100%	100%	100%	100%	100%	100%	100%	100%
Far too much	12	1	4	4	0	3	0	0	0	5	5	2	0	12	0
	3%	1%	7%	7%	0%	2%	0%	0%	0%	3%	5%	3%	0%	5%	0%
Somewhat too much	33	9	6	3	2	12	1	1	3	11	11	7	0	26	7
	9%	8%	10%	6%	7%	10%	100%	17%	1	6%	7%	11%	9%	0%	12%
About right	201	65	21	32	22	61	0	1	32	71	54	42	1	107	94
	53%	57%	34%	59%	76%	50%	0%	17%	60%	49%	55%	56%	100%	48%	59%
Somewhat too little	72	17	17	9	3	26	0	2	7	34	16	13	0	41	31
	19%	15%	28%	17%	10%	21%	0%	33%	13%	23%	16%	17%	0%	19%	19%
Far too little	17	5	2	0	2	8	0	0	2	7	5	3	0	11	6
	4%	4%	3%	0%	7%	7%	0%	0%	4%	5%	5%	4%	0%	5%	4%
Don't know	45	17	11	6	0	11	0	2	9	19	7	8	0	24	21
	12%	15%	18%	11%	0%	9%	0%	33%	17%	13%	7%	11%	0%	11%	13%

Question 2d. Opposing the supertower

	Lived in Golden					no ans.	Age					no ans.	Gender		
	Total	5 yrs or less	6-10 yrs	11-15 yrs	16-20 yrs		> 20 yrs	18-24	25-34	35-54	55-64		65 or older	Male	Female
Total #	380	114	61	54	29	121	1	6	53	147	98	75	1	221	159
%	100%	100%	100%	100%	100%	100%	100%	100%	100%	100%	100%	100%	100%	100%	100%
Far too much	15	2	4	3	0	6	0	0	1	5	6	3	0	14	1
	4%	2%	7%	6%	0%	5%	0%	0%	2%	3%	6%	4%	0%	6%	1%
Somewhat too much	35	14	3	4	3	7	1	2	6	13	12	2	0	26	9
	9%	12%	10%	7%	10%	6%	100%	33%	11%	9%	12%	3%	0%	12%	6%
About right	215	66	26	36	19	68	0	4	29	82	57	43	0	112	103
	57%	58%	43%	67%	66%	56%	0%	67%	55%	56%	58%	57%	0%	51%	65%
Somewhat too little	43	11	8	6	3	15	0	0	6	18	10	8	1	27	16
	11%	10%	13%	11%	10%	12%	0%	0%	11%	12%	10%	11%	100%	12%	10%
Far too little	7	3	3	0	1	3	0	0	1	4	1	0	0	5	2
	2%	3%	5%	0%	0%	1%	0%	0%	2%	3%	1%	1%	0%	2%	1%
Don't know	65	18	14	5	4	24	0	0	10	25	12	18	0	37	28
	17%	16%	23%	9%	14%	20%	0%	0%	19%	17%	12%	24%	0%	17%	18%

Question 2e. Rejuvenating/promoting downtown

	Lived in Golden					no ans.	Age					no ans.	Gender		
	Total	5 yrs or less	6-10 yrs	11-15 yrs	16-20 yrs		> 20 yrs	18-24	25-34	35-54	55-64		65 or older	Male	Female
Total #	380	114	61	54	29	121	1	6	53	147	98	75	1	221	159
%	100%	100%	100%	100%	100%	100%	100%	100%	100%	100%	100%	100%	100%	100%	100%
Far too much	1	0	1	0	0	0	0	0	0	0	1	0	0	0	1
	0%	0%	2%	0%	0%	0%	0%	0%	0%	0%	1%	0%	0%	0%	1%
Somewhat too much	17	3	1	2	3	8	0	0	2	8	4	3	0	13	4
	4%	3%	2%	4%	10%	7%	0%	0%	4%	5%	4%	4%	0%	6%	3%
About right	270	93	38	42	17	79	1	5	39	107	66	52	1	146	124
	71%	82%	62%	78%	59%	65%	100%	83%	74%	73%	67%	63%	100%	66%	78%
Somewhat too little	72	17	15	10	6	24	0	1	10	26	21	14	0	47	25
	19%	15%	25%	19%	21%	20%	0%	17%	19%	18%	21%	19%	0%	21%	16%
Far too little	9	1	3	0	1	4	0	0	0	4	3	2	0	9	0
	2%	1%	5%	0%	3%	3%	0%	0%	0%	3%	3%	3%	0%	4%	0%
Don't know	11	0	3	0	2	6	0	0	2	2	3	4	0	6	5
	3%	0%	5%	0%	7%	5%	0%	0%	4%	1%	3%	5%	0%	3%	3%

Question 3. During the last 12 months, have you had any contact with a City of Golden employee?

	Lived in Golden							no ans.	Age					no ans.	Gender	
	Total	5 yrs or less	6-10 yrs	11-15 yrs	16-20 yrs	> 20 yrs	18-24		25-34	35-54	55-64	65 or older	Male		Female	
Total #	380	114	61	54	29	121	1	6	53	147	98	75	1	221	159	
%	100%	100%	100%	100%	100%	100%	100%	100%	100%	100%	100%	100%	100%	100%	100%	
Yes	181	49	29	28	15	60	0	3	25	71	49	33	0	111	70	
	48%	43%	48%	52%	52%	50%	0%	50%	47%	48%	50%	44%	0%	50%	44%	
No	196	64	32	26	13	60	1	3	27	76	48	41	1	108	88	
	52%	56%	52%	48%	45%	50%	100%	50%	51%	52%	49%	55%	100%	49%	55%	
Don't know	3	1	0	0	1	1	0	0	1	0	1	1	0	2	1	
	1%	1%	0%	0%	3%	1%	0%	0%	2%	0%	1%	1%	0%	1%	1%	

Question 3a. Their knowledge of your issue

	Lived in Golden						no ans.	Age					no ans.	Gender	
	Total	5 yrs or less	6-10 yrs	11-15 yrs	16-20 yrs	> 20 yrs		18-24	25-34	35-54	55-64	65 or older		Male	Female
Total #	181	49	29	28	15	60	0	3	25	71	49	33	0	111	70
%	100%	100%	100%	100%	100%	100%		100%	100%	100%	100%	100%		100%	100%
Excellent	59	10	9	7	7	26	0	0	7	22	16	14	0	35	24
	33%	20%	31%	25%	47%	43%		0%	28%	31%	33%	42%		32%	34%
Very Good	66	17	12	13	3	21	0	1	8	24	17	16	0	38	28
	36%	35%	41%	46%	20%	35%		33%	32%	34%	35%	48%		34%	40%
Good	40	17	5	7	4	7	0	1	7	18	12	2	0	25	15
	22%	35%	17%	25%	27%	12%		33%	28%	25%	24%	6%		23%	21%
Fair	9	4	1	1	0	3	0	1	3	3	2	0	0	8	1
	5%	8%	3%	4%	0%	5%		33%	12%	4%	4%	0%		7%	1%
Poor	5	1	1	0	1	2	0	0	0	3	1	1	0	4	1
	3%	2%	3%	0%	7%	3%		0%	0%	4%	2%	3%		4%	1%
Don't know	2	0	1	0	0	1	0	0	0	1	1	0	0	1	1
	1%	0%	3%	0%	0%	2%		0%	0%	1%	2%	0%		1%	1%

Question 3b. Their responsiveness to your concern or issue

	Lived in Golden						no ans.	Age					no ans.	Gender	
	Total	5 yrs or less	6-10 yrs	11-15 yrs	16-20 yrs	> 20 yrs		18-24	25-34	35-54	55-64	65 or older		Male	Female
Total #	181	49	29	28	15	60	0	3	25	71	49	33	0	111	70
%	100%	100%	100%	100%	100%	100%		100%	100%	100%	100%	100%		100%	100%
Excellent	62	12	10	10	7	23	0	1	7	25	16	13	0	35	27
	34%	24%	34%	36%	47%	38%		33%	28%	35%	33%	39%		32%	39%
Very Good	57	18	8	8	3	20	0	0	8	22	14	13	0	33	24
	31%	37%	28%	29%	20%	33%		0%	32%	31%	29%	39%		30%	34%
Good	40	12	7	7	4	10	0	0	7	17	12	4	0	26	14
	22%	24%	24%	25%	27%	17%		0%	28%	24%	24%	12%		23%	20%
Fair	8	4	1	1	0	2	0	0	2	3	3	0	0	7	1
	4%	8%	3%	4%	0%	3%		0%	8%	4%	6%	0%		6%	1%
Poor	10	3	1	2	1	3	0	2	1	3	3	1	0	8	2
	6%	6%	3%	7%	7%	5%		67%	4%	4%	6%	3%		7%	3%
Don't know	4	0	2	0	0	2	0	0	0	1	1	2	0	2	2
	2%	0%	7%	0%	0%	3%		0%	0%	1%	2%	6%		2%	3%

Question 3c. Their willingness to help or understand

	Lived in Golden						no ans.	Age					no ans.	Gender	
	Total	5 yrs or less	6-10 yrs	11-15 yrs	16-20 yrs	> 20 yrs		18-24	25-34	35-54	55-64	65 or older		Male	Female
Total #	181	49	29	28	15	60	0	3	25	71	49	33	0	111	70
%	100%	100%	100%	100%	100%	100%		100%	100%	100%	100%	100%		100%	100%
Excellent	64	13	9	10	7	25	0	1	9	24	15	15	0	39	25
	35%	27%	31%	36%	47%	42%		33%	36%	34%	31%	45%		35%	36%
Very Good	57	16	10	10	3	18	0	0	7	24	15	11	0	31	26
	31%	33%	34%	36%	20%	30%		0%	28%	34%	31%	33%		28%	37%
Good	41	15	8	4	3	11	0	0	7	15	15	4	0	26	15
	23%	31%	28%	14%	20%	18%		0%	28%	21%	31%	12%		23%	21%
Fair	9	3	0	2	1	3	0	2	1	4	2	0	0	8	1
	5%	6%	0%	7%	7%	5%		67%	4%	6%	4%	0%		7%	1%
Poor	8	2	1	2	1	2	0	0	1	4	2	1	0	6	2
	4%	4%	3%	7%	7%	3%		0%	4%	6%	4%	3%		5%	3%
Don't know	2	0	1	0	0	1	0	0	0	0	0	2	0	1	1
	1%	0%	3%	0%	0%	2%		0%	0%	0%	0%	6%		1%	1%

Question 3d. Your overall impression

	Lived in Golden						no ans.	Age					no ans.	Gender	
	Total	5 yrs or less	6-10 yrs	11-15 yrs	16-20 yrs	> 20 yrs		18-24	25-34	35-54	55-64	65 or older		Male	Female
Total #	181	49	29	28	15	60	0	3	25	71	49	33	0	111	70
%	100%	100%	100%	100%	100%	100%		100%	100%	100%	100%	100%		100%	100%
Excellent	56	9	9	9	7	22	0	1	6	22	14	13	0	33	23
	31%	18%	31%	32%	47%	37%		33%	24%	31%	29%	39%		30%	33%
Very Good	68	20	12	11	2	23	0	0	10	25	18	15	0	38	30
	38%	41%	41%	39%	13%	38%		0%	40%	35%	37%	45%		34%	43%
Good	43	16	7	5	4	11	0	0	6	19	14	4	0	29	14
	24%	33%	24%	18%	27%	18%		0%	24%	27%	29%	12%		26%	20%
Fair	9	4	0	2	1	2	0	2	3	3	1	0	0	7	2
	5%	8%	0%	7%	7%	3%		67%	12%	4%	2%	0%		6%	3%
Poor	5	0	1	1	1	2	0	0	0	2	2	1	0	4	1
	3%	0%	3%	4%	7%	3%		0%	0%	3%	4%	3%		4%	1%
Don't know	0	0	0	0	0	0	0	0	0	0	0	0	0	0	0
	0%	0%	0%	0%	0%	0%		0%	0%	0%	0%	0%		0%	0%

Question 4a. Animal control

	Lived in Golden						no ans.	Age					no ans.	Gender	
	Total	5 yrs or less	6-10 yrs	11-15 yrs	16-20 yrs	> 20 yrs		18-24	25-34	35-54	55-64	65 or older		Male	Female
Total #	380	114	61	54	29	121	1	6	53	147	98	75	1	221	159
%	100%	100%	100%	100%	100%	100%	100%	100%	100%	100%	100%	100%	100%	100%	100%
Far too tough	0	0	0	0	0	0	0	0	0	0	0	0	0	0	0
Somewhat too tough	17	4	3	1	3	6	0	0	5	7	4	1	0	11	6
About right	253	80	36	37	21	79	0	3	39	99	58	53	1	148	105
Somewhat too lenient	38	9	3	6	2	18	0	0	1	13	17	7	0	24	14
Far too lenient	8	3	1	0	0	4	0	0	2	3	2	1	0	6	2
Don't know	64	18	18	10	3	14	1	3	6	25	17	13	0	32	32
	17%	16%	30%	19%	10%	12%	100%	50%	11%	17%	17%	17%	0%	14%	20%

Question 4b. Building or zoning

	Lived in Golden						no ans.	Age					no ans.	Gender	
	Total	5 yrs or less	6-10 yrs	11-15 yrs	16-20 yrs	> 20 yrs		18-24	25-34	35-54	55-64	65 or older		Male	Female
Total #	380	114	61	54	29	121	1	6	53	147	98	75	1	221	159
%	100%	100%	100%	100%	100%	100%	100%	100%	100%	100%	100%	100%	100%	100%	100%
Far too tough	4	0	4	0	0	0	0	0	0	2	2	0	0	2	2
Somewhat too tough	14	5	2	2	1	4	0	0	1	6	4	3	0	13	1
About right	210	75	25	30	16	64	0	3	38	77	51	40	1	132	78
Somewhat too lenient	57	10	9	13	4	21	0	0	7	20	16	14	0	30	27
Far too lenient	19	2	2	2	4	9	0	0	0	11	6	2	0	6	13
Don't know	76	22	19	7	4	23	1	3	7	31	19	16	0	38	38
	20%	19%	31%	13%	14%	19%	100%	50%	13%	21%	19%	21%	0%	17%	24%

Question 4c. Code violations

	Lived in Golden						no ans.	Age					no ans.	Gender	
	Total	5 yrs or less	6-10 yrs	11-15 yrs	16-20 yrs	> 20 yrs		18-24	25-34	35-54	55-64	65 or older		Male	Female
Total #	380	114	61	54	29	121	1	6	53	147	98	75	1	221	159
%	100%	100%	100%	100%	100%	100%	100%	100%	100%	100%	100%	100%	100%	100%	100%
Far too tough	5	1	2	0	0	2	0	0	0	2	1	2	0	4	1
Somewhat too tough	17	3	4	0	4	6	0	0	1	8	6	2	0	10	7
About right	206	66	28	33	17	62	0	4	34	87	43	37	1	124	82
Somewhat too lenient	47	8	5	9	3	22	0	1	4	16	13	13	0	29	18
Far too lenient	8	1	1	0	1	5	0	0	0	3	4	1	0	3	5
Don't know	97	35	21	12	4	24	1	1	14	31	31	20	0	51	46
	26%	31%	34%	22%	14%	20%	100%	17%	26%	21%	32%	27%	0%	23%	29%

Question 4d. Traffic enforcement

	Lived in Golden						no ans.	Age					no ans.	Gender	
	Total	5 yrs or less	6-10 yrs	11-15 yrs	16-20 yrs	> 20 yrs		18-24	25-34	35-54	55-64	65 or older		Male	Female
Total #	380	114	61	54	29	121	1	6	53	147	98	75	1	221	159
%	100%	100%	100%	100%	100%	100%	100%	100%	100%	100%	100%	100%	100%	100%	100%
Far too tough	6	1	0	1	0	4	0	0	1	1	2	2	0	5	1
Somewhat too tough	41	16	8	4	2	11	0	6	7	13	8	7	0	27	14
About right	266	79	42	38	19	88	0	0	36	113	65	51	1	144	122
Somewhat too lenient	41	11	6	8	5	11	0	0	8	10	15	8	0	29	12
Far too lenient	6	2	1	1	0	2	0	0	1	3	0	2	0	4	2
Don't know	20	5	4	2	3	5	1	0	0	7	8	5	0	12	8
	5%	4%	7%	4%	10%	4%	100%	0%	0%	5%	8%	7%	0%	5%	5%

Question 5. Are you aware that the City of Golden limits residential growth to no more than 1% a year?

	Lived in Golden							no ans.	Age					no ans.	Gender	
	Total	5 yrs or less	6-10 yrs	11-15 yrs	16-20 yrs	> 20 yrs	18-24		25-34	35-54	55-64	65 or older	Male		Female	
Total #	380	114	61	54	29	121	1	6	53	147	98	75	1	221	159	
%	100%	100%	100%	100%	100%	100%	100%	100%	100%	100%	100%	100%	100%	100%	100%	
Yes	274	65	47	39	25	98	0	1	32	108	74	59	0	161	113	
	72%	57%	77%	72%	86%	81%	0%	17%	60%	73%	76%	79%	0%	73%	71%	
No	106	49	14	15	4	23	1	5	21	39	24	16	1	60	46	
	28%	43%	23%	28%	14%	19%	100%	83%	40%	27%	24%	21%	100%	27%	29%	
Don't know	0	0	0	0	0	0	0	0	0	0	0	0	0	0	0	
	0%	0%	0%	0%	0%	0%	0%	0%	0%	0%	0%	0%	0%	0%	0%	

Question 6. With this in mind, do you believe growth in the City limits is being adequately controlled?

	Lived in Golden							no ans.	Age					no ans.	Gender	
	Total	5 yrs or less	6-10 yrs	11-15 yrs	16-20 yrs	> 20 yrs	18-24		25-34	35-54	55-64	65 or older	Male		Female	
Total #	380	114	61	54	29	121	1	6	53	147	98	75	1	221	159	
%	100%	100%	100%	100%	100%	100%	100%	100%	100%	100%	100%	100%	100%	100%	100%	
Yes	240	91	40	38	14	56	1	5	42	95	58	39	1	141	99	
	63%	80%	66%	70%	48%	46%	100%	83%	79%	65%	59%	52%	100%	64%	62%	
No	110	15	17	12	13	53	0	0	8	44	32	26	0	62	48	
	29%	13%	28%	22%	45%	44%	0%	0%	15%	30%	33%	35%	0%	28%	30%	
Don't know	30	8	4	4	2	12	0	1	3	8	8	10	0	18	12	
	8%	7%	7%	7%	7%	10%	0%	17%	6%	5%	8%	13%	0%	8%	8%	

Why do you believe growth in the City limits is not being adequately controlled?
 [percent of "no" responses to Q6 - note, some citizens gave more than one reason]

	Lived in Golden							no ans.	Age					no ans.	Gender	
	Total	5 yrs or less	6-10 yrs	11-15 yrs	16-20 yrs	> 20 yrs	18-24		25-34	35-54	55-64	65 or older	Male		Female	
Total #	122	16	21	12	15	58	0	0	8	48	37	29	0	71	51	
Business growth	10	2	2	1	2	3	0	0	2	4	3	1	0	7	3	
	9%	13%	12%	8%	15%	6%			25%	9%	9%	4%		11%	6%	
Denver metro growth	18	2	4	1	2	9	0	0	1	11	5	1	0	9	9	
	16%	13%	24%	8%	15%	17%			13%	25%	16%	4%		15%	19%	
Don't believe city enforcing	64	8	10	5	8	33	0	0	2	22	21	19	0	33	31	
	58%	53%	59%	42%	62%	62%			25%	50%	66%	73%		53%	65%	
Traffic volumes	2	0	0	0	1	1	0	0	0	1	0	1	0	2	0	
	2%	0%	0%	0%	8%	2%			0%	2%	0%	4%		3%	0%	
Other	28	4	5	5	2	12	0	0	3	10	8	7	0	20	8	
	25%	27%	29%	42%	15%	23%			38%	23%	25%	27%		32%	17%	

Question 7a. Golden MyHub

	Lived in Golden						no ans.	Age					no ans.	Gender	
	Total	5 yrs or less	6-10 yrs	11-15 yrs	16-20 yrs	> 20 yrs		18-24	25-34	35-54	55-64	65 or older		Male	Female
Total #	380	114	61	54	29	121	1	6	53	147	98	75	1	221	159
%	100%	100%	100%	100%	100%	100%	100%	100%	100%	100%	100%	100%	100%	100%	100%
Never	258	89	42	34	14	78	1	6	45	94	63	49	1	148	110
	68%	78%	69%	63%	48%	64%	100%	100%	85%	64%	64%	65%	100%	67%	69%
Sometimes	67	17	12	7	9	22	0	0	6	30	18	13	0	45	22
	18%	15%	20%	13%	31%	18%	0%	0%	11%	20%	18%	17%	0%	20%	14%
Often	50	8	6	13	5	18	0	0	2	21	14	13	0	24	26
	13%	7%	10%	24%	17%	15%	0%	0%	4%	14%	14%	17%	0%	11%	16%
Don't know	5	0	1	0	1	3	0	0	0	2	3	0	0	4	1
	1%	0%	2%	0%	3%	2%	0%	0%	0%	1%	3%	0%	0%	2%	1%

Question 7b. Local access cable channel 8

	Lived in Golden						no ans.	Age					no ans.	Gender	
	Total	5 yrs or less	6-10 yrs	11-15 yrs	16-20 yrs	> 20 yrs		18-24	25-34	35-54	55-64	65 or older		Male	Female
Total #	380	114	61	54	29	121	1	6	53	147	98	75	1	221	159
%	100%	100%	100%	100%	100%	100%	100%	100%	100%	100%	100%	100%	100%	100%	100%
Never	228	74	39	28	17	70	0	4	37	93	53	40	1	136	92
	60%	65%	64%	52%	59%	58%	0%	67%	70%	63%	54%	53%	100%	62%	58%
Sometimes	127	33	19	22	12	41	0	2	16	44	34	31	0	69	58
	33%	29%	31%	41%	41%	34%	0%	33%	30%	30%	35%	41%	0%	31%	36%
Often	23	6	2	4	0	10	1	0	0	9	10	4	0	15	8
	6%	5%	3%	7%	0%	8%	100%	0%	0%	6%	10%	5%	0%	7%	5%
Don't know	2	1	1	0	0	0	0	0	0	1	1	0	0	1	1
	1%	1%	2%	0%	0%	0%	0%	0%	0%	1%	1%	0%	0%	0%	1%

Question 7c. Online comm. Newsgroups

	Lived in Golden						no ans.	Age					no ans.	Gender	
	Total	5 yrs or less	6-10 yrs	11-15 yrs	16-20 yrs	> 20 yrs		18-24	25-34	35-54	55-64	65 or older		Male	Female
Total #	380	114	61	54	29	121	1	6	53	147	98	75	1	221	159
%	100%	100%	100%	100%	100%	100%	100%	100%	100%	100%	100%	100%	100%	100%	100%
Never	292	83	44	38	25	101	1	3	34	109	83	63	0	165	127
	77%	73%	72%	70%	86%	83%	100%	50%	64%	74%	85%	84%	0%	75%	80%
Sometimes	63	19	12	13	4	15	0	2	12	27	10	11	1	44	19
	17%	17%	20%	24%	14%	12%	0%	33%	23%	18%	10%	15%	100%	20%	12%
Often	23	11	4	3	0	5	0	1	6	10	5	1	0	11	12
	6%	10%	7%	6%	0%	4%	0%	17%	11%	7%	5%	1%	0%	5%	8%
Don't know	2	1	1	0	0	0	0	0	1	1	0	0	0	1	1
	1%	1%	2%	0%	0%	0%	0%	0%	2%	1%	0%	0%	0%	0%	1%

Question 7d. Chamber of Commerce

	Lived in Golden						no ans.	Age					no ans.	Gender	
	Total	5 yrs or less	6-10 yrs	11-15 yrs	16-20 yrs	> 20 yrs		18-24	25-34	35-54	55-64	65 or older		Male	Female
Total #	380	114	61	54	29	121	1	6	53	147	98	75	1	221	159
%	100%	100%	100%	100%	100%	100%	100%	100%	100%	100%	100%	100%	100%	100%	100%
Never	171	48	27	22	12	61	1	6	20	63	48	34	0	109	62
	45%	42%	44%	41%	41%	50%	100%	100%	38%	43%	49%	45%	0%	49%	39%
Sometimes	172	53	26	27	15	51	0	0	26	72	42	31	1	89	83
	45%	46%	43%	50%	52%	42%	0%	0%	49%	49%	43%	41%	100%	40%	52%
Often	36	13	7	5	2	9	0	0	7	11	8	10	0	22	14
	9%	11%	11%	9%	7%	7%	0%	0%	13%	7%	8%	13%	0%	10%	9%
Don't know	1	0	1	0	0	0	0	0	0	1	0	0	0	1	0
	0%	0%	2%	0%	0%	0%	0%	0%	0%	1%	0%	0%	0%	0%	0%

Question 7e. Golden Informer

	Lived in Golden						no ans.	Age					no ans.	Gender	
	Total	5 yrs or less	6-10 yrs	11-15 yrs	16-20 yrs	> 20 yrs		18-24	25-34	35-54	55-64	65 or older		Male	Female
Total #	380	114	61	54	29	121	1	6	53	147	98	75	1	221	159
%	100%	100%	100%	100%	100%	100%	100%	100%	100%	100%	100%	100%	100%	100%	100%
Never	33	9	4	5	3	11	1	1	7	7	8	10	0	22	11
	9%	8%	7%	9%	10%	9%	100%	17%	13%	5%	8%	13%	0%	10%	7%
Sometimes	114	40	24	20	6	24	0	4	19	50	33	8	0	71	43
	30%	35%	39%	37%	21%	20%	0%	67%	36%	34%	34%	11%	0%	32%	27%
Often	231	64	32	29	20	86	0	1	27	88	57	57	1	127	104
	61%	56%	52%	54%	69%	71%	0%	17%	51%	60%	58%	76%	100%	57%	65%
Don't know	2	1	1	0	0	0	0	0	0	2	0	0	0	1	1
	1%	1%	2%	0%	0%	0%	0%	0%	0%	1%	0%	0%	0%	0%	1%

Question 7f. Golden Transcript

	Lived in Golden						no ans.	Age					no ans.	Gender	
	Total	5 yrs or less	6-10 yrs	11-15 yrs	16-20 yrs	> 20 yrs		18-24	25-34	35-54	55-64	65 or older		Male	Female
Total #	380	114	61	54	29	121	1	6	53	147	98	75	1	221	159
%	100%	100%	100%	100%	100%	100%	100%	100%	100%	100%	100%	100%	100%	100%	100%
Never	72	29	5	8	3	27	0	1	18	21	13	18	1	37	35
	19%	25%	8%	15%	10%	22%	0%	17%	34%	14%	13%	24%	100%	17%	22%
Sometimes	122	35	23	17	11	36	0	4	15	54	34	15	0	70	52
	32%	31%	38%	31%	38%	30%	0%	67%	28%	37%	35%	20%	0%	32%	33%
Often	184	49	32	29	15	58	1	1	20	70	51	42	0	112	72
	48%	43%	52%	54%	52%	48%	100%	17%	38%	48%	52%	56%	0%	51%	45%
Don't know	2	1	1	0	0	0	0	0	0	2	0	0	0	2	0
	1%	1%	2%	0%	0%	0%	0%	0%	0%	1%	0%	0%	0%	1%	0%

Question 7g. The Voice of Golden

	Lived in Golden						no ans.	Age					no ans.	Gender	
	Total	5 yrs or less	6-10 yrs	11-15 yrs	16-20 yrs	> 20 yrs		18-24	25-34	35-54	55-64	65 or older		Male	Female
Total #	380	114	61	54	29	121	1	6	53	147	98	75	1	221	159
%	100%	100%	100%	100%	100%	100%	100%	100%	100%	100%	100%	100%	100%	100%	100%
Never	161	60	26	22	11	41	1	6	33	59	41	21	1	96	65
	42%	53%	43%	41%	38%	34%	100%	100%	62%	40%	42%	28%	100%	43%	41%
Sometimes	91	21	16	16	8	30	0	0	8	43	26	14	0	54	37
	24%	18%	26%	30%	28%	25%	0%	0%	15%	29%	27%	19%	0%	24%	23%
Often	124	32	17	16	10	49	0	0	12	44	30	38	0	68	56
	33%	28%	28%	30%	34%	40%	0%	0%	23%	30%	31%	51%	0%	31%	35%
Don't know	4	1	2	0	0	1	0	0	0	1	1	2	0	3	1
	1%	1%	3%	0%	0%	1%	0%	0%	0%	1%	1%	3%	0%	1%	1%

Question 7h. www.cityofgolden.net

	Lived in Golden						no ans.	Age					no ans.	Gender	
	Total	5 yrs or less	6-10 yrs	11-15 yrs	16-20 yrs	> 20 yrs		18-24	25-34	35-54	55-64	65 or older		Male	Female
Total #	380	114	61	54	29	121	1	6	53	147	98	75	1	221	159
%	100%	100%	100%	100%	100%	100%	100%	100%	100%	100%	100%	100%	100%	100%	100%
Never	221	54	29	27	15	95	1	2	23	72	65	59	0	123	98
	58%	47%	48%	50%	52%	79%	100%	33%	43%	49%	66%	79%	0%	56%	62%
Sometimes	110	39	22	24	9	16	0	3	18	51	23	14	1	68	42
	29%	34%	36%	44%	31%	13%	0%	50%	34%	35%	23%	19%	100%	31%	26%
Often	47	20	9	3	5	10	0	1	12	23	9	2	0	28	19
	12%	18%	15%	6%	17%	8%	0%	17%	23%	16%	9%	3%	0%	13%	12%
Don't know	2	1	1	0	0	0	0	0	0	1	1	0	0	2	0
	1%	1%	2%	0%	0%	0%	0%	0%	0%	1%	1%	0%	0%	1%	0%

Question 7i. www.ingolden.com

	Lived in Golden						no ans.	Age					no ans.	Gender	
	Total	5 yrs or less	6-10 yrs	11-15 yrs	16-20 yrs	> 20 yrs		18-24	25-34	35-54	55-64	65 or older		Male	Female
Total #	380	114	61	54	29	121	1	6	53	147	98	75	1	221	159
%	100%	100%	100%	100%	100%	100%	100%	100%	100%	100%	100%	100%	100%	100%	100%
Never	302	80	40	45	25	111	1	4	37	104	87	69	1	169	133
	79%	70%	66%	83%	86%	92%	100%	67%	70%	71%	89%	92%	100%	76%	84%
Sometimes	56	22	15	9	3	7	0	2	12	31	5	6	0	39	17
	15%	19%	25%	17%	10%	6%	0%	33%	23%	21%	5%	8%	0%	18%	11%
Often	19	11	4	0	1	3	0	0	4	11	4	0	0	10	9
	5%	10%	7%	0%	3%	2%	0%	0%	8%	7%	4%	0%	0%	5%	6%
Don't know	3	1	2	0	0	0	0	0	0	1	2	0	0	3	0
	1%	1%	3%	0%	0%	0%	0%	0%	0%	1%	2%	0%	0%	1%	0%

Question 7j. Word of mouth

	Lived in Golden						no ans.	Age					no ans.	Gender	
	Total	5 yrs or less	6-10 yrs	11-15 yrs	16-20 yrs	> 20 yrs		18-24	25-34	35-54	55-64	65 or older		Male	Female
Total #	380	114	61	54	29	121	1	6	53	147	98	75	1	221	159
%	100%	100%	100%	100%	100%	100%	100%	100%	100%	100%	100%	100%	100%	100%	100%
Never	33	14	3	5	4	6	1	1	4	14	9	5	0	21	12
	9%	12%	5%	9%	14%	5%	100%	17%	8%	10%	9%	7%	0%	10%	8%
Sometimes	115	34	16	15	5	45	0	0	20	44	23	27	1	59	56
	30%	30%	26%	28%	17%	37%	0%	0%	38%	30%	23%	36%	100%	27%	35%
Often	230	66	41	34	19	70	0	5	29	88	65	43	0	140	90
	61%	58%	67%	63%	66%	58%	0%	83%	55%	60%	66%	57%	0%	63%	57%
Don't know	2	0	1	0	1	0	0	0	0	1	1	0	0	1	1
	1%	0%	2%	0%	3%	0%	0%	0%	0%	1%	1%	0%	0%	0%	1%

Demographics

