



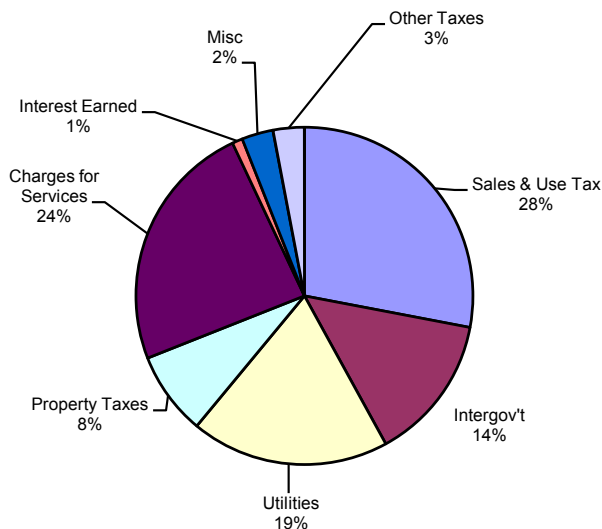
2015 BUDGET SUMMARY

Delivering Services to Our Citizens

This document was prepared by the Citizens Budget Advisory Committee in cooperation with the City of Golden Finance Department staff. Its genesis stems from the committee's belief that it is important for Golden's citizens to have easy access to information that reveals the major components comprising the City's overall revenues and expenditures. As you review the contents of this document, you can see there are a number of sources from which the City derives its revenues. In addition you can also see that the revenues are translated into expenses associated with the delivery of a host of services to which our citizens have become accustomed.

CBAC assists the City in its budget planning, and our meetings are open to all citizens. They take place at 7:30 a.m. on the third Wednesday of each month from March through November. For further information, call Denise Hish at 303-384-8011, or check the City's website at www.cityofgolden.net.

2015 Total Budgeted Revenues All Funds



Utilities revenue consists mostly of:

Water Service Fees and Charges.....	\$6.42 million
Wastewater Services Fees.....	\$2.29 million
Drainage and Flood Control.....	\$1.13 million

Water, wastewater and drainage enterprise fund charges are used only in support of these utilities. No tax money is used in support of water and wastewater services. Your water fund has a long range plan to insure that Golden will always have plenty of water

Total Sales and Use Tax

Total Sales and Use Tax is budgeted at \$17.9 million for 2015; one third of which must be used for capital improvements, and the remainder for police and fire protection, park maintenance, snow plowing and other general governmental functions.

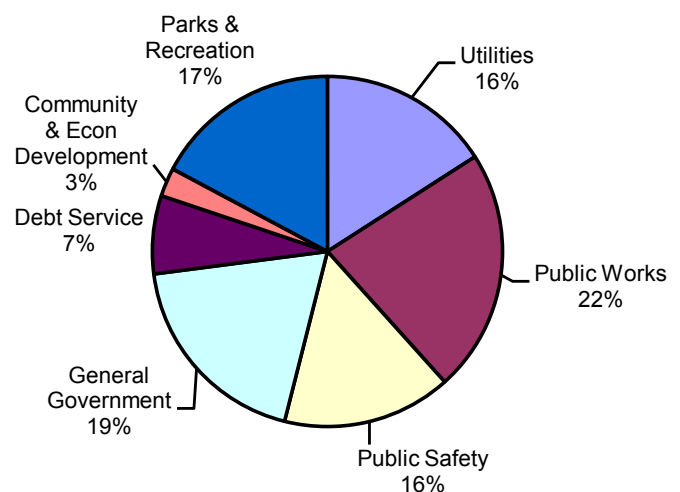
Your City government is committed to:

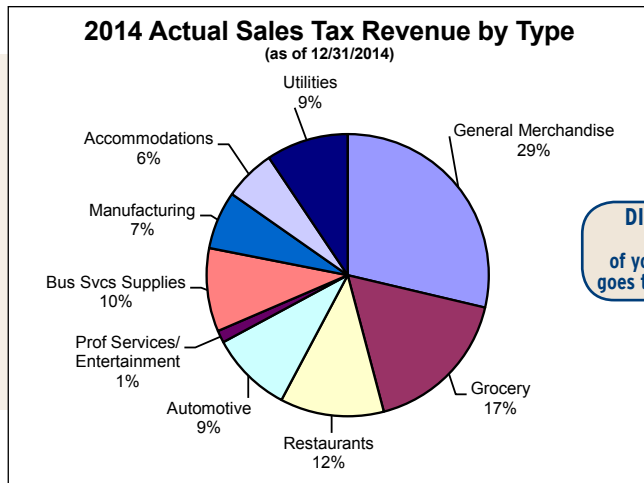
- A sustainable future for Golden
- Making Golden the best place for you to live
- Keeping Golden a safe place for citizens and visitors alike
- Staying focused on the strategic vision developed with your input
- Providing you with excellent and responsive City employees

The City of Golden is a full-service municipality providing the following services and programs:

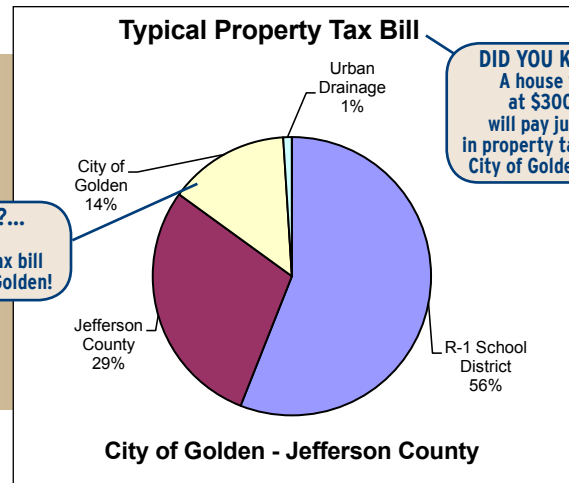
- Volunteer fire and rescue
- Police Department
- Utilities: water, wastewater, storm drainage and flood control
- Parks and recreation for all ages
- Planning and economic development
- Maintenance of existing infrastructure, including streets, sidewalks and trails

2015 Total Budgeted Expenditures All Funds





DID YOU KNOW?...
Only 14%
of your property tax bill
goes to the City of Golden!



DID YOU KNOW?...
A house valued
at \$300,000
will pay just \$295
in property taxes to the
City of Golden in 2015.

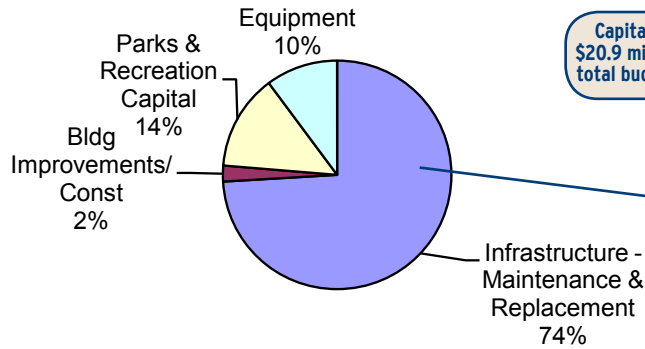
City of Golden 2015 Revenues

Category	Revenue Source	2015 Budget	% Total
Sales & Use Tax \$17,927,000 28.3%	Sales Tax	\$13,351,500	21.0%
Charges for Services \$15,256,339 24%	Use Tax	3,375,500	5.3%
	Audit Revenue	750,000	1.2%
	Building Use Tax	450,000	0.7%
	Internal Service Funds	6,228,883	9.8%
Utilities \$12,084,840 19.1%	Fossil Trace Golf Club*	3,195,900	5.0%
	Community Center*	1,823,800	2.9%
	Licenses/Permits/Trash/Misc. Charges	1,607,856	2.5%
	Administration Services Fee	846,000	1.3%
	Outdoor Recreation, Museum* and Campground ...	737,900	1.2%
	The Splash Aquatic Park*	422,500	0.7%
	Cemetery*	393,500	0.6%
	Water*	8,658,500	13.6%
Intergovernmental \$9,094,647.....14.3%	Wastewater*	2,289,000	3.6%
	Drainage*	1,137,340	1.8%
	Grants	7,292,247	11.5%
	Open Space	555,000	0.9%
	State Highway Users Tax	509,400	0.8%
Property Taxes \$5,350,000.....8.4%	County Road & Bridge	293,000	0.5%
	Other	445,000	0.7%
Other Taxes \$1,569,465...2.5%	Commercial	2,942,500	4.6%
	Residential	2,407,500	3.8%
	Franchise Fees	1,169,465	1.8%
Interest Earned \$168,830.....0.3%	Auto Ownership	400,000	0.6%
	Pooled Investments	168,830	0.3%
Miscellaneous \$51,989,980.....3.1%	Court Fines and Other Misc. Revenue	1,656,190	2.6%
	Sales & Use Tax Vendors Fee	333,790	0.5%
Total **		\$63,441,101	

* Denotes Enterprise Funds (Enterprise Funds are generally self-supporting - covering expenses through fees and charges for service.)

** Total does not include interfund transfers, Golden Downtown General Improvement District, Downtown Development Authority, or the Cemetery Perpetual Care Fund.

2015 Budget Capital Expenditures



Capital Expenditures are \$20.9 million or 31.6% of the total budgeted expenditures.

The City is committed to replacement and maintenance of streets, curbs, gutters, sidewalks, water and wastewater lines, and flood-water drainage control.

City of Golden 2015 Expenditures

Category	Division	2015 Budget	% Total
Public Works \$14,802,277.....23.3%	Streets.....	\$1,895,145	3.0%
	Administration & Engineering	1,516,482	2.4%
	Contracted Trash Collection	545,000	0.9%
	Capital Improvements	10,845,650	17.1%
General Government \$12,540,596.....19.8%	Insurance	3,444,200	5.4%
	Management	3,354,615	5.3%
	Finance/Court	1,559,182	2.5%
	Information Systems	1,422,636	2.2%
	DDA & GURA	123,561	0.2%
	Fleet Maintenance & Replacement	894,102	1.4%
	Legal	503,700	0.8%
	Capital Equipment/Improvements	1,238,600	2.0%
Parks & Recreation \$11,350,622.....17.9%	Fossil Trace Golf Club*	2,456,075	3.9%
	Community Center*	2,047,800	3.2%
	Parks & Forestry	1,673,336	2.6%
	Parks & Recreation Administration	550,949	0.9%
	Museum	522,161	0.8%
	Cemetery*	463,068	0.7%
	The Splash Aquatic Park*.....	421,287	0.7%
	Outdoor Recreation & Campground	397,046	0.6%
	Capital Improvements	2,818,900	4.4%
Utilities \$10,502,879 16.6%	Water*	7,576,783	11.9%
	Wastewater*	2,156,241	3.4%
	Drainage*	769,855	1.2%
Public Safety \$10,297,064 16.2%	Police	7,744,390	12.2%
	Volunteer Fire Department	1,769,114	2.8%
	Capital Equipment/Improvements	783,560	1.2%
Debt Service \$4,754,174.....7.5%	Recreation Campus	2,408,300	3.8%
	Shops Facility	1,092,871	1.7%
	Water	904,553	1.4%
	Drainage	348,450	0.5%
Community & Econ. Development \$1,742,769.....2.7%	Planning & Development	636,206	1.0%
	Economic Development	776,063	1.2%
	Community Marketing	330,500	0.5%
Change in Total Reserves	Increase to/(use of) Reserves	(2,549,280)	-4.0%
Total**		\$63,441,101	

\$4.7 million of the total 2015 utility budget is for capital improvements.

44 sworn officers

90 volunteer firefighters

* Enterprise Funds (Enterprise Funds are generally self-supporting - covering expenses through fees and charges for service.)

** Total does not include interfund transfers, Golden Downtown General Improvement District, Downtown Development Authority, or the Cemetery Perpetual Care Fund.

GOLDEN - A GREAT PLACE TO LIVE

Nestled between the foothills of the Rockies and the unique North and South Table Mountains, Golden served as Colorado's Territorial capital from 1862 to 1867, and was incorporated in 1871. Golden is a Home Rule City with a Council/City Manager form of Government.

Golden is a vital community of 19,324 people boasting two elementary schools, two secondary schools, a university of global reputation, a vibrant downtown shopping district, numerous museums, the American Mountaineering Center, and extensive recreational facilities and opportunities. Cultural highlights are the Golden History Center, Foothills Art Center and regular performances by the Jefferson County Symphony Orchestra and Miners Alley Playhouse.

This is just a sampling of the spirit of Golden, Colorado. It's yours to experience any time you choose. For more information, visit www.cityofgolden.net or www.VisitGolden.com, or call 303-384-8000.

It's All About Services

- ⇒ Golden has four fire stations staffed by 12 paid staff (8 of which are responders out of Station 1) and 90 volunteers. The City provides comprehensive training and a length of service award plan for the volunteers.
- ⇒ Golden has one police station with 44 sworn officers, 17 full-time staff and 4 reserve staff, with 14 patrol units, 4 detective cars, 1 K-9 SUV, 1 code enforcement SUV, 1 evidence van, and 2 motorcycles responding to approximately 66,520 calls in 2014.
- ⇒ Golden's Water Fund supports 109 miles of water mains, 906 hydrants, 3,021 valves, 5,351 water meters, 8 pump stations, 9 treated water storage tanks, 3 raw water reservoirs, 1 tunnel, and 1 diversion structure, treating and supplying nearly 3 million gallons to residents each day. The Wastewater Fund maintains 2,110 manholes and 80 miles of sewage lines, which ship sewage to the Coors sewage processing plant.
- ⇒ The City of Golden Parks and Recreation Department offers many unique opportunities for recreation compared to similar sized cities. The City of Golden offers 253 acres of parkland, 24 miles of trails, 402 acres of open space, 2 indoor swimming pools, a water park, 5 tennis courts, 2 skate parks, an RV Park, an award-winning golf course, Golden History Museums and a world-class kayaking course. The Parks and Recreation Department offers more than 100 recreational opportunities to the community. In 2014 over 2,000 youth under 18 participated in programs offered including a licensed preschool program, camps, dance, climbing, music and all types of sports. There are also several sport leagues and wellness classes for adults. The Golden Community Center hosts the SilverSneakers® program for seniors and currently has over 7,750 SilverSneakers® members. Overall, Golden Community Center admissions is projected to be over 225,000 participants in 2015. The Golden Community Center is budgeted to receive a \$150,000 General Fund subsidy in 2015.
- ⇒ Golden has 240 lane-miles of streets that the City repairs, replaces, sweeps and clears of snow. The City also funds the replacement of curbs, gutters and sidewalks. The 2015 Capital Budget includes the start of construction of the grade separated interchange at Hwy 6 and 19th Street.
- ⇒ Golden has a Moody's rating of Aa3 for its Water Utility Bonds, and Standard & Poors ratings of A+ for the Sales and Use Tax Revenue Bonds and AA- for the Drainage Utility Bonds.
- ⇒ Golden utilizes internal service funds that allocate the cost of maintaining and replacing vehicles and computer equipment.
- ⇒ With retail and other commercial development of recent years, Golden's sales and use tax revenues make up approximately 30% of all City revenues. Out of every 3 cents of Golden sales tax collected, 1 cent goes to fund capital improvement projects.
- ⇒ Over the past 10 years, the General Fund reserve has ranged from 14.1% to 29.1%. The 2015 Budget maintains a fund balance in the General Fund of 20%, at the high end of the acceptable range of 10-20% per the City's long range budgetary policies.