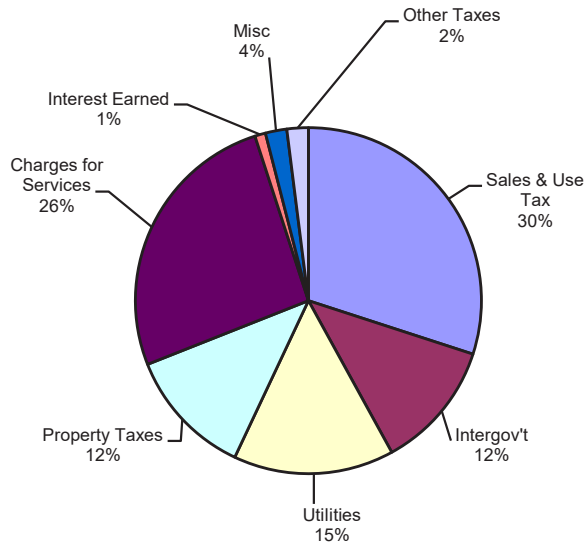




This document was prepared by the Citizens Budget Advisory Committee (CBAC) in cooperation with the City of Golden Finance Department staff. Its genesis stems from the committee's belief that it is important for Golden's residents to have easy access to information that reveals the major components comprising the City's overall revenues and expenditures. As you review the contents of this document, you can see there are a number of sources from which the City derives its revenues. In addition you can also see that the revenues are translated into expenses associated with the delivery of a host of services to which our residents have become accustomed.

CBAC assists the City in its budget planning and our meetings are open to all residents. Meetings take place at 7:30 a.m. on the third Wednesday of each month from March through October, and the second Wednesday in November. For further information, call Finance Director Jeff Hansen at 303-384-8020, or visit the City's website at [www.cityofgolden.net](http://www.cityofgolden.net).

## 2021 Total Budgeted Revenues All Funds



### Utilities revenue consists mostly of:

Water service fees and charges .....	\$7.06 million
Wastewater services fees.....	\$2.56 million
Drainage and flood control.....	\$1.52 million

Water, wastewater and drainage enterprise fund charges are used only in support of these utilities. No tax money is used in support of water and wastewater services. Your water fund has a long range plan to insure that Golden will always have plenty of water.

### Total Sales and Use Tax

Total Sales and Use Tax is budgeted at \$21.4 million for 2021; one third of which must be used for capital improvements, and the remainder for police and fire protection, park maintenance, snow plowing and other general governmental functions.

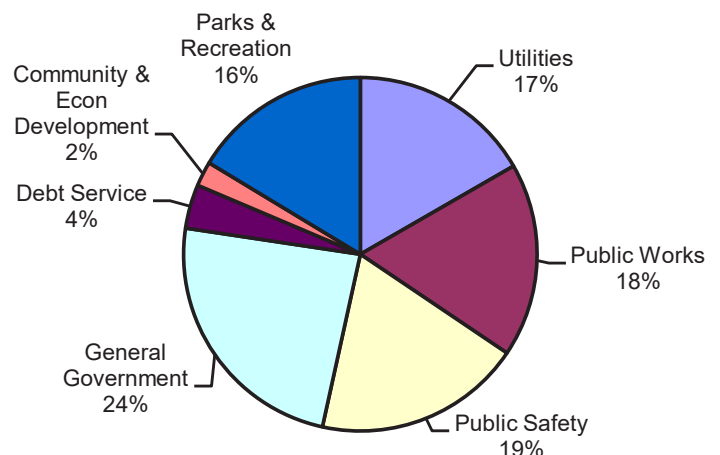
### Your City government is committed to:

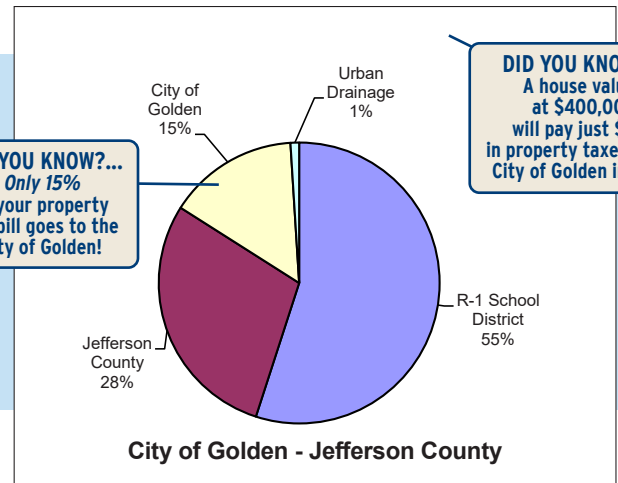
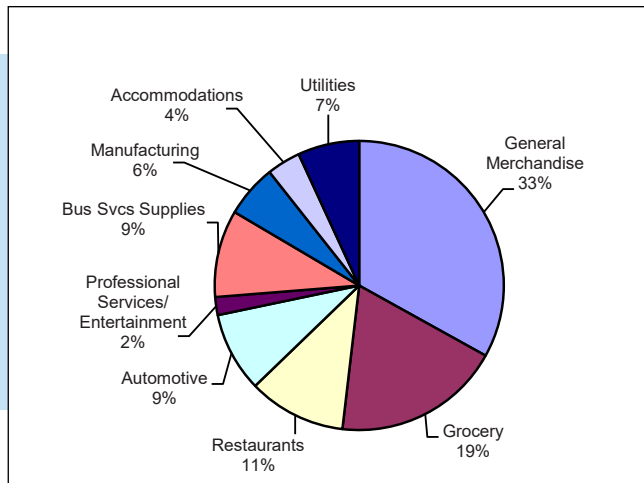
- A sustainable future for Golden
- Making Golden the best place for you to live
- Keeping Golden a safe place for residents and visitors alike
- Staying focused on the strategic vision developed with your input
- Providing you with excellent and responsive City employees

### The City of Golden is a full-service municipality providing the following services and programs:

- Fire and Rescue Department
- Police Department
- Utilities: water, wastewater, storm drainage and flood control
- Parks and recreation for all ages
- Planning and economic development
- Maintenance of existing infrastructure, including streets, sidewalks and trails

## 2021 Total Budgeted Expenditures All Funds





**DID YOU KNOW?...**  
A house valued at \$400,000 will pay just \$353 in property taxes to the City of Golden in 2021.

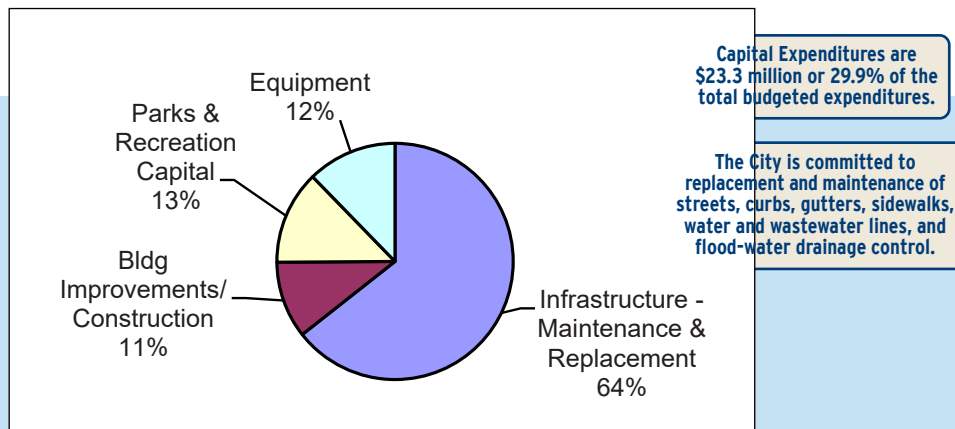
**DID YOU KNOW?...**  
Only 15% of your property tax bill goes to the City of Golden!

## City of Golden 2021 Revenues

Category	Revenue Source	2021 Budget	% Total
<b>Sales &amp; Use Tax</b> <b>\$21,370,400</b> <b>29.7%</b>	Sales Tax .....	\$16,716,900 .....	23.2%
1/3 of all sales and use tax revenue goes to capital programs.	Use Tax .....	3,708,500 .....	5.2%
	Building Use Tax .....	750,000 .....	1.0%
	Audit Revenue .....	195,000 .....	0.3%
<b>Charges for Services</b> <b>\$18,929,116</b> <b>26.3%</b>	Internal Service Funds .....	8,883,619 .....	12.4%
Internal Service Funds provide services for City of Golden departments for things like computer networking and vehicle maintenance, etc.	Fossil Trace Golf Club* .....	3,845,000 .....	5.3%
	Community Center* .....	1,536,600 .....	3.1%
	Licenses/Permits/Trash/Misc. Charges .....	1,889,417 .....	2.6%
	Administration Services Fee .....	969,000 .....	1.3%
	Outdoor Recreation, Museum* and Campground .....	896,105 .....	1.2%
	Cemetery* .....	561,000 .....	0.8%
	The Splash Aquatic Park* .....	338,375 .....	0.5%
<b>Utilities</b> <b>\$11,131,750</b> <b>15.5%</b>	Water* .....	7,058,550 .....	9.8%
Utility bill fees are used strictly for utility operations and capital replacement.	Wastewater* .....	2,556,200 .....	3.6%
	Drainage* .....	1,517,000 .....	2.1%
<b>Intergovernmental</b> <b>\$8,325,000</b> <b>11.6%</b>	Grants .....	6,232,800 .....	8.7%
	Open Space .....	790,000 .....	1.1%
	State Highway Users Tax .....	552,750 .....	0.8%
	Other .....	384,250 .....	0.5%
	County Road & Bridge .....	365,200 .....	0.5%
<b>Property Taxes</b> <b>\$8,287,800</b> <b>11.5%</b>	Commercial .....	4,558,290 .....	6.3%
	Residential .....	3,729,510 .....	5.2%
<b>Miscellaneous</b> <b>\$1,756,410</b> <b>2.4%</b>	Other Misc Revenue .....	844,590 .....	1.2%
	Court Fines & Fees .....	500,000 .....	0.7%
	Sales & Use Tax Vendors Fee .....	411,820 .....	0.6%
<b>Other Taxes</b> <b>\$1,712,210</b> <b>2.4%</b>	Franchise Fees .....	1,162,210 .....	1.6%
	Auto Ownership .....	550,000 .....	0.8%
<b>Interest Earned</b> <b>\$408,400</b> <b>0.6%</b>	Pooled Investments .....	408,400 .....	0.6%
<b>Total ** .....</b>		<b>\$71,921,086</b>	

\* Denotes Enterprise Funds (Enterprise Funds are generally self-supporting - covering expenses through fees and charges for service).

\*\* Total does not include interfund transfers, Golden Downtown General Improvement District, Downtown Development Authority, or the Cemetery Perpetual Care Fund.



## City of Golden 2021 Expenditures

Category	Division	2021 Budget	% Total
<b>General Government</b> \$18,642,240 25.9%	Insurance .....	\$4,631,500	6.4%
	Management .....	4,433,368	6.2%
	Capital Equipment/Improvements .....	3,760,660	5.2%
	Information Systems .....	2,376,121	3.3%
	Finance/Court .....	1,846,967	2.6%
	Fleet Maintenance & Replacement .....	855,988	1.2%
	Legal .....	425,798	0.6%
	DDA & GURA Support .....	311,838	0.4%
<b>Public Safety</b> \$14,815,689 20.6%	Police .....	10,674,398	14.8%
	Fire and Rescue .....	2,910,591	4.0%
	Capital Equipment/Improvements .....	1,230,700	1.7%
<b>Public Works</b> \$13,835,594 19.2%	Capital Improvements .....	9,130,388	12.7%
	Streets .....	2,163,052	3.0%
	Administration & Engineering .....	1,887,154	2.6%
	Contracted Trash Collection .....	655,000	0.9%
<b>Utilities</b> \$13,004,978 18.1%	Water* .....	7,578,703	10.5%
	Drainage* .....	2,999,554	4.2%
	Wastewater* .....	2,426,721	3.4%
<b>Parks &amp; Recreation</b> \$12,741,631 17.7%	Fossil Trace Golf Club* .....	3,023,391	4.2%
	Capital Improvements .....	2,988,435	4.2%
	Community Center* .....	2,267,027	3.2%
	Parks & Forestry .....	1,849,169	2.6%
	Museum .....	686,321	1.0%
	The Splash Aquatic Park* .....	553,533	0.8%
	Cemetery* .....	548,496	0.8%
	Outdoor Recreation & Campground .....	438,623	0.6%
	Parks & Recreation Administration .....	386,636	0.5%
<b>Debt Service</b> \$3,132,957 4.4%	Coors Property Acquisition .....	1,553,420	2.2%
	Shops Facility .....	957,665	1.3%
	Water .....	621,872	0.9%
<b>Community &amp; Econ. Development</b> \$1,766,632 2.5%	Planning & Development .....	979,329	1.4%
	Community Marketing .....	451,000	0.6%
	Economic Development .....	336,303	0.5%
<b>Change in Total Reserves</b>	Increase to/(use of) Reserves .....	(6,018,635)	-8.4%
	<b>Total**</b> .....	<b>\$71,921,086</b>	

\* Enterprise Funds (Enterprise Funds are generally self-supporting - covering expenses through fees and charges for service).

\*\* Total does not include interfund transfers, Golden Downtown General Improvement District, Downtown Development Authority, or the Cemetery Perpetual Care Fund.

# GOLDEN - A GREAT PLACE TO LIVE

Nestled between the foothills of the Rockies and the unique North and South Table Mountains, Golden served as Colorado's territorial capital from 1862 to 1867, and was incorporated in 1871. Golden is a Home Rule City with a Council/City Manager form of Government.

Golden is a vital community of 22,015 people boasting two elementary schools, two secondary schools, a university of global reputation, a vibrant downtown shopping district, numerous museums, the American Mountaineering Center, and extensive recreational facilities and opportunities. Cultural highlights include the Golden History Center, Foothills Art Center and regular performances by the Jefferson County Symphony Orchestra and Miners Alley Playhouse.

This is just a sampling of the spirit of Golden, Colorado. It's yours to experience any time you choose. For more information, visit [www.cityofgolden.net](http://www.cityofgolden.net) or [www.VisitGolden.com](http://www.VisitGolden.com), or call 303-384-8000.

## IT'S ALL ABOUT SERVICES

- Golden has two active fire stations and two stations housing reserve apparatus. The Golden Fire Department (GFD) is a combination department with emergency services delivered by 16 full-time City employees, 1 part-time employee, and 90 volunteer firefighters. The GFD provides a comprehensive training program and serves the community in the areas of fire suppression, emergency medical services, technical rescue and wildland firefighting. The City provides various award plans to maintain and retain volunteer firefighters.
- Golden has one police station with 51 full-time sworn officers, 14 full-time non-sworn staff, 1 part-time parking officer, 4 part-time school crossing guards, and are allotted 8 seasonal park rangers. The Golden Police Department (GPD) has 16 patrol units, 4 unmarked detective cars, 2 code enforcement SUVs, 1 evidence van, 2 parking enforcement vehicles, 2 traffic motorcycles and one unmarked traffic vehicle, 3 executive staff cars, 1 administrative vehicle and 1 UTV. The GPD responds from 33,000 to 40,000 calls for service annually.
- Golden's Water Fund supports 113 miles of water mains, 975 hydrants, 3,485 valves, 5,482 water meters, 9 pump stations, 10 treated water storage tanks, 3 raw water reservoirs, 1 trans-mountain tunnel, and 2 diversion structures, treating and supplying 2 - 8 million gallons of water daily based on time of year. The Wastewater Fund maintains 2,241 manholes and 79 miles of sewage lines, which ship sewage to the Coors sewage processing plant. The Drainage Fund maintains 521 manholes, 1,029 inlets, and 28 miles of stormwater lines, with another 44 miles of stormwater lines privately maintained.
- The City of Golden Parks and Recreation Department offers many unique opportunities for recreation compared to similar-sized cities, including 253 acres of parkland, 25.5 miles of trails, 402 acres of open space, 2 indoor swimming pools, an outdoor water park, 5 tennis courts, 1 pickleball court, 2 skate parks, an RV Park, an award-winning golf course, and a world-class kayaking course. On average, the Recreation Division processes over 9,000 program registrations annually across a multitude of programs including a licensed preschool program, camps, dance, climbing, music, swim lessons and all types of sports for youth and adults. The Golden Community Center hosts the SilverSneakers® and RenewActive programs for seniors. There are currently over 3,000 members of those two programs.
- Begun in 1938 by forward-thinking preservationists, today's Golden History Museum & Park cares for 16,000 artifacts as well as half a dozen 1800s structures on a three-acre park. Part of this is a photography collection of 3,500 items containing film negatives, transparency slides and more. In addition, thousands of annual visitors make a connection to Golden's past through fascinating exhibits, expert-led lectures, programs, and events, as well as an information-heavy website and YouTube channel. Finally, thousands of school children make Golden's history part of their yearly education through summer day camp, in-classroom instruction, and hands-on field trips.
- Golden has 85 centerline miles of streets that the City repairs, replaces, sweeps and clears of snow. The City also funds the replacement of curbs, gutters and sidewalks.
- Golden has a Moody's rating of Aa3 for its Water Utility Bonds, and a Standard & Poors rating of A+ for the Sales and Use Tax Revenue Bonds.
- Golden utilizes internal service funds that allocate the cost of maintaining and replacing vehicles and computer equipment.
- Golden's sales and use tax revenues make up approximately 29.7% of all City revenues. Out of every 3 cents of Golden sales tax collected, 1 cent goes to fund capital improvement projects.
- Over the past 10 years, the General Fund reserve has ranged from 27% to 35.8%. The 2021 Budget maintains a fund balance in the General Fund of 24.5%, above the range of 10-20% per the City's long-range budgetary policies.