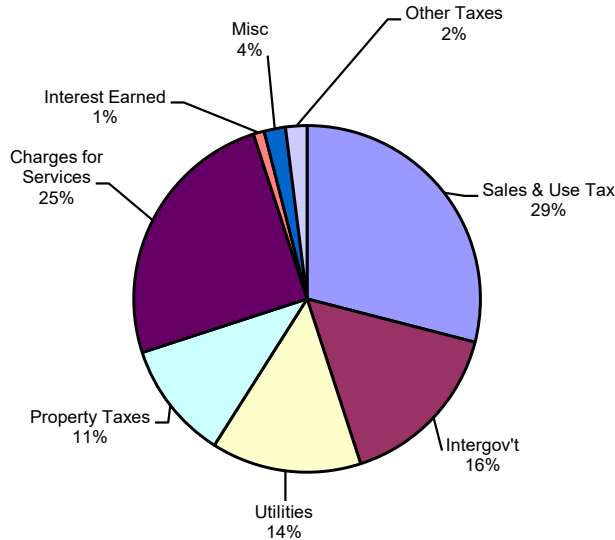




This document was prepared by the Citizens Budget Advisory Committee (CBAC) in cooperation with the City of Golden Finance Department staff. Its genesis stems from the committee's belief that it is important for Golden's residents to have easy access to information that reveals the major components comprising the City's overall revenues and expenditures. As you review the contents of this document, you can see there are a number of sources from which the City derives its revenues. In addition you can also see that the revenues are translated into expenses associated with the delivery of a host of services to which our residents have become accustomed.

CBAC assists the City in its budget planning and our meetings are open to all residents to participate. Meetings take place at 7:30 a.m. on the third Wednesday of each month from March through October, and the second Wednesday in November. For further information, call Finance Director Jeff Hansen at 303-384-8020 or visit www.cityofgolden.net/finance.

2022 Total Budgeted Revenues All Funds



Utilities revenue consists mostly of:

Water service fees and charges	\$7.21 million
Wastewater services fees.....	\$2.58 million
Drainage and flood control.....	\$1.67 million

Water, wastewater and drainage enterprise fund charges are used only in support of these utilities. No tax money is used in support of water and wastewater services. Your water fund has a long range plan to insure that Golden will always have plenty of water.

Total Sales and Use Tax

Total Sales and Use Tax is budgeted at \$23.7 million for 2022; one third of which must be used for capital improvements, and the remainder for police and fire protection, park maintenance, snow plowing and other general governmental functions.

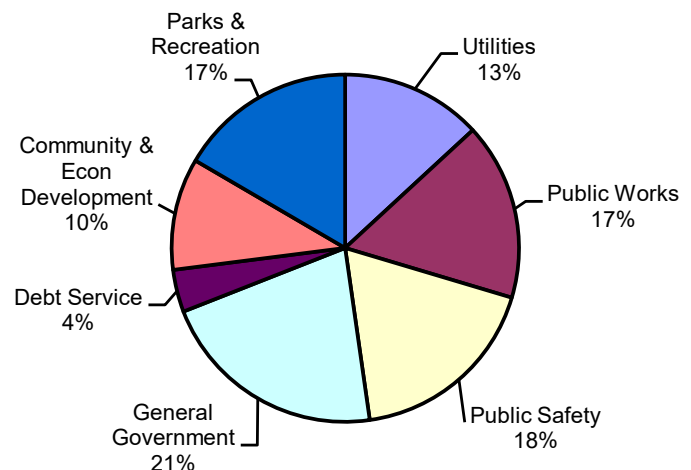
Your City government is committed to:

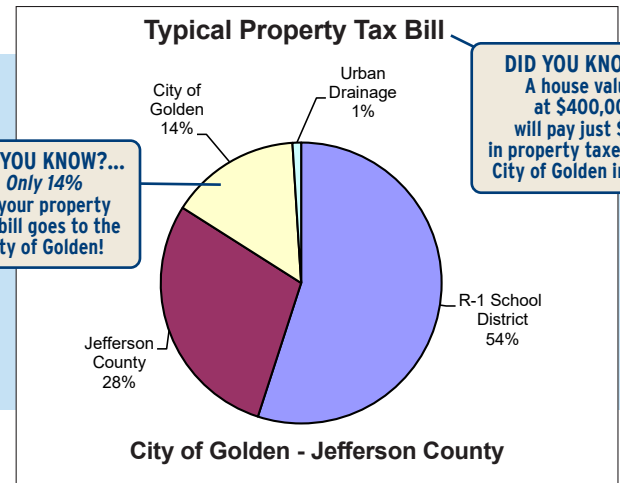
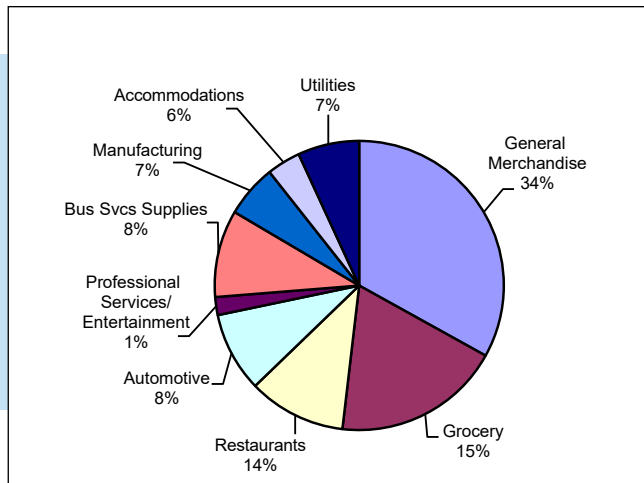
- A sustainable future for Golden
- Making Golden the best place for you to live
- Keeping Golden a safe place for residents and visitors alike
- Staying focused on the strategic vision developed with your input
- Providing you with excellent and responsive City employees

The City of Golden is a full-service municipality providing the following services and programs:

- Fire and Rescue Department
- Police Department
- Utilities: water, wastewater, storm drainage and flood control
- Parks and recreation for all ages
- Planning and economic development
- Maintenance of existing infrastructure, including streets, sidewalks and trails

2022 Total Budgeted Expenditures All Funds





DID YOU KNOW?...
A house valued at \$400,000 will pay just \$353 in property taxes to the City of Golden in 2022.

DID YOU KNOW?...
Only 14% of your property tax bill goes to the City of Golden!

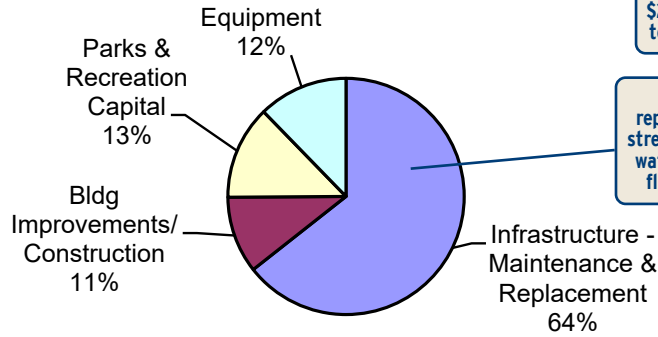
City of Golden 2022 Revenues

Category	Revenue Source	2022 Budget	% Total
Sales & Use Tax \$23,715,750 28.7%	Sales Tax	\$18,540,000	22.5%
1/3 of all sales and use tax revenue goes to capital programs.	Use Tax	4,200,750	5.1%
	Building Use Tax	750,000	0.9%
	Audit Revenue	225,000	0.3%
Charges for Services \$21,109,435 25.6%	Internal Service Funds	9,643,899	11.7%
Internal Service Funds provide services for City of Golden departments for things like computer networking and vehicle maintenance, etc.	Fossil Trace Golf Club*	4,410,000	5.3%
	Licenses/Permits/Trash/Misc. Charges	2,219,105	2.7%
	Community Center*	1,820,350	2.2%
	Administration Services Fee	1,003,000	1.2%
	Outdoor Recreation, Museum* and Campground	954,881	1.2%
	Cemetery*	615,000	0.7%
	The Splash Aquatic Park*	443,200	0.5%
Intergovernmental \$13,546,220 16.4%	Grants	11,375,520	13.8%
	Open Space	865,000	1.0%
	State Highway Users Tax	555,500	0.7%
	Other	381,300	0.5%
	County Road & Bridge	368,900	0.4%
Utilities \$11,463,611 13.9%	Water*	7,214,511	8.7%
Utility bill fees are used strictly for utility operations and capital replacement.	Wastewater*	2,580,900	3.1%
	Drainage*	1,668,200	2.0%
Property Taxes \$9,100,000 11.0%	Commercial	5,005,000	6.1%
	Residential	4,095,000	5.0%
Other Taxes \$1,723,923 2.1%	Franchise Fees	1,173,923	1.4%
	Auto Ownership	550,000	0.7%
Miscellaneous \$1,450,020 1.8%	Other Misc Revenue	702,840	0.9%
The City's investments are managed by an external money manager in accordance with City policies.	Sales & Use Tax Vendors Fee	424,180	0.5%
	Court Fines & Fees	323,000	0.4%
Interest Earned \$380,800 0.5%	Pooled Investments	380,800	0.5%
Total **		\$82,489,759	

* Denotes Enterprise Funds (Enterprise Funds are generally self-supporting - covering expenses through fees and charges for service).

** Total does not include interfund transfers, Golden Downtown General Improvement District, Downtown Development Authority, or the Cemetery Perpetual Care Fund.

2022 Budget Capital Expenditures



Capital Expenditures are \$23.3 million or 29.9% of the total budgeted expenditures.

The City is committed to replacement and maintenance of streets, curbs, gutters, sidewalks, water and wastewater lines, and flood-water drainage control.

City of Golden 2022 Expenditures

Category	Division	2022 Budget	% Total
General Government \$18,362,524 22.3%	Management	\$5,046,929	6.1%
	Insurance	4,722,500	5.7%
	Information Systems	2,647,473	3.2%
	Finance/Court	1,983,719	2.4%
	Capital Equipment/Improvements	1,803,375	2.2%
	Fleet Maintenance & Replacement	1,313,935	1.6%
	Legal	453,120	0.5%
	DDA & GURA Support	391,473	0.5%
	Total General Government	\$18,362,524	22.3%
Public Safety \$15,649,373 19.0%	Police	11,600,149	14.1%
	Fire and Rescue	3,725,224	4.5%
	Capital Equipment/Improvements	324,000	0.4%
	Total Public Safety	\$15,649,373	19.0%
Parks & Recreation \$14,305,093 17.3%	Fossil Trace Golf Club*	3,407,142	4.1%
	Capital Improvements	3,376,400	4.1%
	Community Center*	2,568,694	3.1%
	Parks & Forestry	2,124,253	2.6%
	Museum	715,043	0.9%
	Cemetery*	593,937	0.7%
	The Splash Aquatic Park*	568,978	0.7%
	Outdoor Recreation & Campground	550,429	0.7%
	Parks & Recreation Administration	400,217	0.5%
	Total Parks & Recreation	\$14,305,093	17.3%
Public Works \$14,205,116 17.2%	Capital Improvements	8,805,327	10.7%
	Streets	2,301,999	2.8%
	Administration & Engineering	2,087,790	2.5%
	Contracted Trash Collection	1,010,000	1.2%
Utilities \$11,334,302 13.7%	Water*	7,266,924	8.8%
	Drainage*	2,496,709	3.0%
	Wastewater*	1,570,669	1.9%
Community & Econ. Development \$8,977,245 10.9%	Capital Improvements	7,030,000	8.5%
	Planning & Development	1,124,306	1.4%
	Community Marketing	476,000	0.6%
	Economic Development	346,939	0.4%
Debt Service \$3,426,884 4.2%	Coors Property Acquisition	1,553,896	1.9%
	Shops Facility	958,657	1.2%
	Water	914,331	1.1%
Change in Total Reserves	Increase to/(use of) Reserves	(3,770,778)	-8.4%
	Total**	\$82,489,759	

52 full-time sworn officers

90 volunteer firefighters

\$4.2 million of the total 2022 utility budget is for capital improvements.

Includes allocations for affordable housing and broadband

* Enterprise Funds (Enterprise Funds are generally self-supporting - covering expenses through fees and charges for service).

** Total does not include interfund transfers, Golden Downtown General Improvement District, Downtown Development Authority, or the Cemetery Perpetual Care Fund.

GOLDEN - A GREAT PLACE TO LIVE

Nestled between the foothills of the Rockies and the unique North and South Table Mountains, Golden served as Colorado's territorial capital from 1862 to 1867 and was incorporated in 1871. Golden is a Home Rule City with a Council/City Manager form of Government.

Golden is a vital community of 20,727 people boasting two elementary schools, two secondary schools, a university of global reputation, a vibrant downtown shopping district, numerous museums, the American Mountaineering Center, and extensive recreational facilities and opportunities. Cultural highlights include the Golden History Museum & Park, Foothills Art Center and regular performances by the Jefferson County Symphony Orchestra and Miners Alley Playhouse.

This is just a sampling of the spirit of Golden, Colorado. It's yours to experience any time you choose. For more information, visit www.cityofgolden.net or www.VisitGolden.com, or call 303-384-8000.

IT'S ALL ABOUT SERVICES

- Golden has two active fire stations and two stations housing reserve apparatus and operating equipment. The Golden Fire Department (GFD) is a combination department with emergency services delivered by 16 full-time sworn and civilian employees, 1 part-time employee, and up to 90 volunteer firefighters. The GFD provides a comprehensive training program and serves the community in the areas of fire suppression, emergency medical services, technical rescue, wildland firefighting, and community risk reduction through education and application of adopted fire codes. The City provides various length-of-service award plans to maintain and retain volunteer firefighters.
- Golden has one police station with 52 full-time sworn officers, 18 full-time non-sworn staff, 1 part-time parking officer and 4 part-time school crossing guards. In 2022, the department will increase the code enforcement team from three to seven and reduce the seasonal park rangers from 8 to 4, allowing for more enforcement measures along the creek and additional duties to be assigned. The department has 15 patrol units, 4 unmarked detective cars, 3 unmarked special operations unit cars, 2 code enforcement SUV's, 1 evidence van, 2 parking enforcement vehicles, 2 traffic motorcycles and one unmarked traffic vehicle, 3 executive staff cars, 1 administrative vehicle and 1 UTV. The department responds to an average of 36,000 calls for service annually.
- Golden's Water Fund supports 114 miles of water mains, 966 hydrants, 3,533 valves, 5,508 water meters, 9 pump stations, 10 treated water storage tanks, 3 raw water reservoirs, 1 trans-mountain tunnel, and 1 diversion structure, treating and supplying 2 - 8 million gallons of water daily based on time of year. The Wastewater Fund maintains 2,263 manholes and 79 miles of sewage lines, which ship sewage to the Coors sewage processing plant. The Drainage Fund maintains 514 manholes, 997 inlets, and 28 miles of stormwater lines, with another 45 miles of stormwater lines privately maintained.
- The City of Golden Parks and Recreation Department offers many unique opportunities for recreation compared to similar-sized cities, including 254 acres of parkland, 25.5 miles of trails, 402 acres of open space, 2 indoor swimming pools, a water park, 5 tennis courts with 6 overlaid outdoor pickleball courts, 2 skate parks, an RV Park, an award-winning golf course, and a world-class kayaking course. The Recreation Division serves more than 242,000 guests annually at the Golden Community Center (GCC) and other facilities and program participation including a licensed preschool program, camps, dance, pickleball, swim lessons and all types of sports for youth and adults. The GCC hosts the SilverSneakers® and Renew Active programs for seniors. There are currently over 3,000 members of those two programs.
- Begun in 1938 by forward-thinking preservationists, today's Golden History Museum & Park cares for 16,000 artifacts as well as half a dozen 1800s structures on a three-acre park. Part of this is a photography collection of 3,500 items containing film negatives, transparency slides and more. In addition, thousands of annual visitors make a connection to Golden's past through fascinating exhibits, expert-led lectures, programs, and events, as well as an information-heavy website and YouTube channel. Finally, thousands of school children make Golden's history part of their yearly education through summer day camp, in-classroom instruction, and hands-on field trips.
- Golden has 85 centerline miles of streets that the City repairs, replaces, sweeps and clears of snow. The City also funds the replacement of curbs, gutters and sidewalks.
- Golden utilizes internal service funds that allocate the cost of maintaining and replacing vehicles and computer equipment.
- Golden's sales and use tax revenues make up approximately 28.7% of all City revenues. Out of every 3 cents of Golden sales tax collected, 1 cent goes to fund capital improvement projects.
- Over the past 10 years, the General Fund reserve has ranged from 27% to 35.8%. The 2022 Budget maintains a fund balance in the General Fund of 26.8%, above the range of 10-20% per the City's long-range budgetary policies.